



BENIN'S SDG BOND ISSUE



Impact report 2023

September 2023



Content

LIST OF ACRONYMS AND ABBREVIATIONS	3
MESSAGE FROM THE MINISTER	4
EXECUTIVE SUMMARY	5
OVERVIEW	7
RECENT DEVELOPMENTS IN THE AREA OF SDGs IN BENIN	9
Highlights of the analysis and monitoring framework	10
Interdependence between the SDGs and trends	12
REVIEW OF THE ALLOCATION	16
Reminder of the initial allocation	17
Portfolio adjustments and main reforms	18
MAIN BENEFICIARIES AND IMPACTS	19
FOCUS ON THE "LEAVE NO ONE BEHIND" PRINCIPLE	47
FOCUS ON A FEW PROJECTS/PROGRAMMES	52
APPENDICES	58

LIST OF ACRONYMS AND ABBREVIATIONS

ASIN :	Information Systems and Digital Agency
CHD :	Departmental Hospital
CHUD :	Departmental and University Hospital
CNHU-HKM :	Hubert Koutoukou Maga National Hospital and University Center
CPN :	Prenatal consultation
DPAF :	Programming, Administration and Finance Department
ES :	Executive Secretary
ESG :	Environmental, Social and Governance criteria
FCFA :	Franc of the African Financial Community
FNODD :	National Forum on the SDGs
GER :	Gross enrolment rate
ICMA :	International Capital Market Association
INStAD :	National Agency for Statistics and Demography
km :	kilometer
LDPO :	Local Development and Planning Officer
m ³ /h :	cubic meter per hour
MAEP :	Ministry of Agriculture, Livestock and Fishing
MASM :	Ministry of Social Affairs and Microfinance
MCVT :	Ministry for the Environment and Transport
MEEM :	Ministry of Power, Water and Cooperation
MEMP :	Ministry of Early Childhood and Primary Education
MESRS :	Ministry of Higher Education and Scientific Research
MESTFP :	Ministry of Secondary and Technical Education and Vocational Training
MND :	Ministry for Digital Transformation
MPMEPE :	Ministry of Small and Medium-sized Enterprises and Employment Promotion
MRI :	Magnetic Resonance Imaging
MS :	Ministry of Health
MTCA :	Ministry Tourism, Culture, and the Arts
NER :	Net enrolment rate
OPA :	Agricultural Producers' Organization
SBEE :	Benin's electricity provider
SDG :	Sustainable Development Goals
SDR :	Sustainable Development Report
SDSN :	Sustainable Development Solutions Network
SIG-ODD :	Integrated Management System for SDGs
SME :	Small and Medium-sized Enterprises
VE :	Vigeo Eiris
VLE :	Voluntary Local Examination
WHO :	World Health Organization



MESSAGE FROM THE MINISTER

Since 2020, the world has experienced several historic crises (Covid-19, security crises, the Russian-Ukrainian war, etc.) which have revealed the weakness of health systems, the threats to food security and the risks of growing inequalities. In response to these crises, which particularly affect the most vulnerable populations, we need to accelerate our collective efforts to achieve the Sustainable Development Goals.

At the same time, overall tightening of market conditions since 2022 has led to higher financing costs for emerging issuers, posing risks to the pace of financing SDGs. Against this backdrop, we remain convinced of the importance of mobilising innovative ESG-labelled financing.

Benin's 2021 SDG Framework Document, assessed by Moody's Corporation, and our first SDG Eurobond issue in July 2021, are part of this dynamic. Through this SDG operation, the first by a sovereign issuer on the African continent, Benin has taken a new step in its commitment to achieving the 2030 Agenda, by mobilising for the first time an instrument exclusively dedicated to achieving the SDG.

In this context, our country has made strong commitments to international investors, including the annual production of an impact report, of which this is the 2nd edition. Continuing our commitment to transparency for Benin's investors, this report summarises our country's efforts to achieve the SDGs and provides a concrete illustration of the progress made in key sectors such as education, health, the development of sustainable agriculture, and access to drinking water and clean energy.

The 2021 SDG bond issue was a first for Benin and on the African continent. Now, more than ever, we intend to maintain this momentum with a view to achieving the SDG targets by 2030, by deepening our SDG financing strategy and continuing our financial innovation efforts.

Romuald WADAGNI

Ministry of the Economy and Finance, with responsibility for Cooperation
Senior Minister



Executive Summary

This report, prepared as part of the 2nd anniversary of the SDG bond issue by Benin in July 2021, provides an update on the economic, social and environmental impacts generated or induced by the projects and programmes that benefited from the resources of this operation.

This report also gives an account of certain adjustments made to the portfolio of earmarked projects. As a result, two main sectors have undergone a number of changes to improve the efficiency of public action. These are: (i) the digital sector¹ with the creation² of the *Agence des Systèmes d'Information et du Numérique* (ASIN), which merges the former agencies in this sector that were previously beneficiaries of SDG resources; and (ii) the water sector³ with the rehabilitation and densification of certain village water supply systems.

This impact report was prepared with the participation of all stakeholders, based on data from the National Institute of Statistics and Demography, as well as sectoral ministries and project management units.

In addition, one of the highlights of the framework for analysis and monitoring of the SDGs highlighted in the report is the organisation of the National Forum on the SDGs (FNODD)⁴, held in Cotonou from 30 May to 1 June 2023, around the central theme "Building resilience to accelerate local action for the SDGs". This major meeting was devoted to disseminating the various Voluntary Local Examination (VLE) reports from the communes of Abomey-Calavi, Nikki, Bassila and Avrankou, and to sharing experiences among peers. In addition, the report presents Benin's performance on the 17 SDGs taken from the 2023 Sustainable Development Report (SDR, 2023). Benin was ranked 5th in the world on the SDG Effort index, which measures governments' efforts and commitments to achieving the SDGs, and 140th out of 166 countries, compared with 153rd in 2022 for the SDG index.

¹ The eight (8) projects initially benefiting from the allocation in the digital sector have been grouped into three (3) projects with no change to the basic amounts.

² Several agencies have been merged to create ASIN: the Digital Development Agency (ADN), the Information Services and Systems Agency (ASSI), the National Information Systems Security Agency (ANSSI) and the Benin Universal Electronic Communications and Postal Service Agency (ABSUCEP)

³ The Village Water Supply Rehabilitation Project has been added to the portfolio, replacing the Equity Project to build 80 new systems in critical areas.

⁴ See page 11



Some achievements and main beneficiaries

2 FAIM
«ZÉRO»



146 agricultural entrepreneurial projects had easier access to credit at the end of 2022, compared with 116 projects at the end of 2021

4 ÉDUCATION
DE QUALITÉ



389,346 new schoolchildren benefited from the school canteen programme, i.e. a total of 1,050,000 children at the end of 2022

8 TRAVAIL DÉCENT
ET CROISSANCE
ÉCONOMIQUE



215,913 beneficiaries of microcredit in 2022, 81.7% of whom are women, and 1,051 beneficiaries of the supported employment programme in 2022, 33% of whom are women

9 INDUSTRIE,
INNOVATION ET
INFRASTRUCTURE



204 visually impaired people enrolled in the 3 digital classrooms opened for them in 2022 (Cotonou, Parakou, Comè)

12 CONSOMMATION
ET PRODUCTION
RESPONSABLES



3,254 new households benefited from pre-collection of waste in 2022 in the communes of Cotonou, Abomey-Calavi, Sèmè-Podji, Ouidah, Porto-Novo, i.e. a total of 412 434 households at the end of 2022

The report also emphasises the "leave no one behind" principle by analysing sub-national trends, in particular with a view to understanding differences at departmental level so that no one is left behind. The analysis therefore focused on certain SDG indicators related to the health, education, housing and energy sectors, with the departments of Atlantique, Ouémé and Littoral standing out positively in all the sectors studied

Finally, the report focuses on five (5) high-impact SDG projects addressing expenditure categories related to access to drinking water (1 project), access to low-carbon energy (1 project), decent housing (1 project) and the expansion of education services (2 projects).

Overview

Benin's drive to achieve the SDGs has made it possible to focus public action on implementing and financing high-impact projects to meet citizens' expectations. Through the Ten-Year Framework of Actions to Accelerate the Implementation of the SDGs 2021-2030, the Government intends to provide more support to all sectors, seeking to find rapid and urgent solutions in order to "leave no one behind".

The successive shocks of Covid-19 and the Russian-Ukrainian war have affected countries' ability to commit to achieving the Sustainable Development Goals, and increased the risk of growing inequalities within populations. Against this backdrop, Benin attaches central importance to strengthening human capital and reducing inequalities, in line with the social orientation of the Government's Action Programme (2021-2026).

By way of illustration, 45.6%⁵ of the State Budget (2023 management) is earmarked for expenditure with a strong social dimension. The importance attached by the Government to reducing inequalities is reflected in the measures taken to contain the inflationary effects of the current crises.

Furthermore, in line with its strong commitment to implementing the United Nations' Agenda 2030, Benin has adopted an SDG framework document in 2021, in line with best market practice in sustainable finance, for the mobilisation of sustainable resources. In July 2021, the country issued an SDG Eurobond, a first on the African continent.

The 2023 edition of the impact report provides an update on the main achievements and final beneficiaries of the projects, programmes and eligible expenditure financed by Benin's SDG Eurobond funds. It has been prepared with the participation of all stakeholders and is the result of joint input from, among others, the Management Units of the aforementioned projects/programmes, the Directors of Planning, Administration and Finance of the sectoral Ministries, and the Directorate General for Coordination and Monitoring of the Sustainable Development Goals. Data comes from the National Institute of Statistics and Demography, mainly for indicators on priority SDG targets, from the sectoral ministries and project management units, for the implementation data and the number of final beneficiaries reached.

⁵ Budget Directorate General (2023)



The new features and elements highlighted in this edition relate mainly to: (i) the construction of the interdependence network between the SDGs, starting from the SDG with the most links to other goals (in contrast to the previous edition of the report, where interdependence was examined on the basis of the SDG/sector that benefited the most from Eurobond resources); (ii) the addition of a sub-national analysis for certain key sectors such as education, health, energy and housing, in line with the "leave no one behind" principle, which is easier to assess at a territorial level; and (iii) the presentation of trends in indicators and the number of beneficiaries affected.

The report, which is divided into four main sections, looks at recent performance on the SDGs in Benin, by highlighting key facts in the analysis and monitoring framework and indicators trends. Subsequently, it revisits the allocation by presenting adjustments to the project portfolio, including relevant reforms and realignments. Then, after providing a detailed update of the main outputs and final beneficiaries by pillar and category of eligible expenditure, the document focuses on the "leaving no one behind" principle through a departmental analysis of sub-national trends in a number of sectors and concludes with a special focus on a few projects in the allocation portfolio.



RECENT SDG-LINKED DEVELOPMENTS IN BENIN

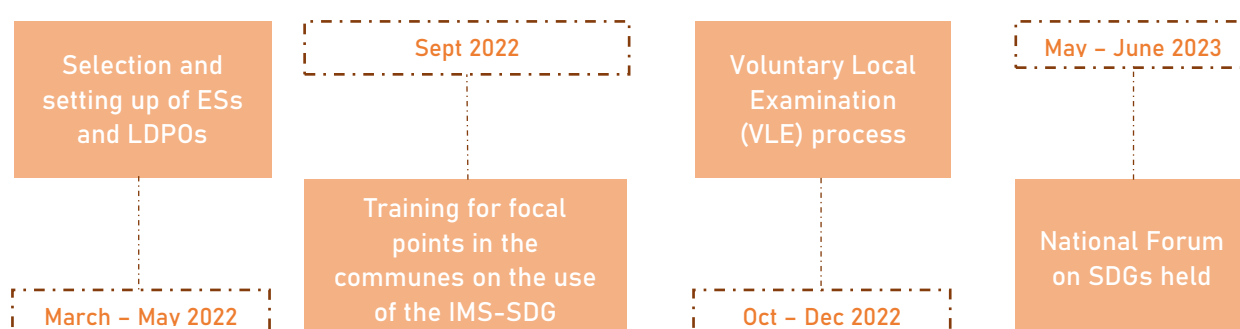
This section highlights the country's progress towards achieving the SDGs, as well as trends and interdependencies between indicators.



Highlights of the analysis and monitoring framework

One of the recent reforms carried out to accelerate the achievement of the SDGs, particularly at local level, is the adoption of Law no. 2021-14 of 20 December 2021 reforming the Code of Territorial Administration in the Republic of Benin, aiming at separating administrative and technical functions from political ones. Among other things, this reform created the roles of Executive Secretaries (ES) and Local Development and Planning Officers (LDPOs). These new roles were created to facilitate the monitoring and evaluation of the SDGs, particularly at local level.

Figure 1: Chronology of key events from march 2022 to june 2023



Source: DGCS-ODD, 2023



As soon as they were set up, various workshops and capacity-building sessions were held to facilitate ownership by these players and accelerate achievement of priority SDG targets, as shown in Figure 1. These are essentially capacity-building workshops for local players on the use of the platform entitled "Integrated Management System for SDGs (IMS-SDG)". These meetings enabled the local authorities to be better equipped to set up a data collection system and fill in the SDG indicators for which they are responsible.

Benin's first Voluntary Local Examinations (VLE) took place in 2022 in four (4) communes randomly selected by category⁶ from among the forty-one (41) communes that applied. There is one commune with special status (Abomey-Calavi), one with intermediate status (Nikki) and two with ordinary status (Avrankou and Bassila).



The first edition of the National Forum on the SDGs (FNODD)⁷ in Benin was organised from 30 May to 1 June 2023 around the central theme "*Building resilience to accelerate local action for the SDGs*". It focused on the dissemination of the various VLE reports and the sharing of experiences among peers.

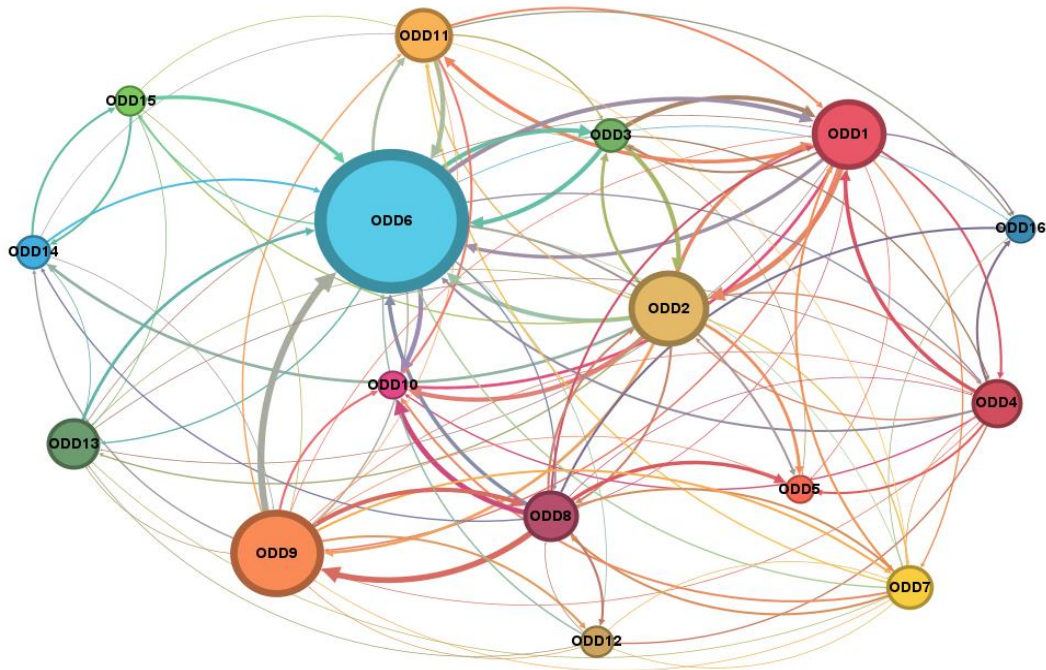
⁶ There are three categories of communes in Benin: (i) those with ordinary status, (ii) those with intermediate status, and (iii) those with special status. Communes with special status are those with a population of at least 200,000 and which have mobilised, over a period of three consecutive years, own resources amounting to at least one billion CFA francs. Intermediate-status communes are those that are either the capital of a department or have a population of at least 100,000 and have consecutively mobilised own resources amounting to CFAF 500,000,000 over the three years preceding the evaluation year, or have played a leading role in Benin's history. The remainder are classified as ordinary communes.

⁷ Link to the forum platform and VLE reports: <https://oddbenin.gouv.bj>

Interdependencies between the SDGs

This section highlights the knock-on effects that exist between the prioritised targets that are directly captured by the eligible expenditure categories⁸ and the other targets of SDGs 1 to 16 prioritised by Benin. The results are presented by SDG after aggregating the links by target⁹.

Figure 2: Interdependence between SDGs



Source: DGCS-ODD, 2023¹⁰

Figure 2 uses the values of the absolute frequencies aggregated by SDG (see Appendix 3 for the methodology used), of the links from each prioritised target addressed by an eligible expenditure category to the other targets of SDGs 1 to 16 prioritised by Benin¹¹. The size of the circle indicates the aggregate value of all the links between one SDG and other SDGs. A large circle indicates a high aggregate value and vice versa. In the network of interdependence, SDGs with a greater aggregate value can play an important intermediary role by connecting SDGs with no direct link. Therefore, SDG 6 (Clean water and sanitation), SDG 9 (Industry, innovation and infrastructure), SDG 1 (No poverty), SDG 2 (Zero hunger) and SDG 4 (Quality education) exhibit greater aggregated values.

⁸ Where several projects in the same category of eligible expenditure address the same target, this link is considered only once

⁹ Interactions between targets within the same SDG are not taken into account

¹⁰ Inspiré des travaux de Jeff Mohr sur les interactions entre ODD, les détails méthodologiques sont présentés en annexe 2

¹¹ Links between one prioritised target and another in the same SDG are not taken into account

Figure 2 also highlights the interconnected nature of SDGs. This suggests that special efforts should be made to ensure that, in view of the links between SDGs and their targets, actions taken to address a given SDG do not hinder or contribute to the achievement of one or more SDGs, in particular cross-cutting SDGs such as gender equality or the reduction of inequalities.

The aim here is to provide an overview of the contributions of the expenditure categories and therefore of the projects in the SDG portfolio financed by Eurobond to achieving the SDGs, as well as the knock-on effects of one SDG on other SDGs. Furthermore, these results show how funding high-impact projects could accelerate the achievement of the SDGs.

Moreover, the illustration of interactions between the SDGs has been built around SDG 6. This is the SDG with the largest contribution to the "Access to drinking water and wastewater treatment" category of eligible expenditure, which received 17.5% of the total budget for the inaugural SDG bond issue.

Therefore, investment in access to drinking water (SDG 6) has a knock-on effect on twenty-four (24) prioritised targets associated with thirteen (13) SDGs. More specifically, investments in access to drinking water will influence poverty reduction (SDG 1), improved hygiene and health (SDG 3); quality education (SDG 4); gender equality and the fight against discrimination (SDG 5); access for all to affordable and clean energy services (SDG 7); inclusive growth and employment (SDG 8); innovation and infrastructure development (SDG 9); equal opportunities and the reduction of inequalities within the country (SDG 10); sustainable cities and communities (SDG 11); sustainable consumption and production (SDG 12), as well as environmental education and information (SDG 13 and 15) and the promotion of peaceful and inclusive societies for sustainable development (SDG 16).

SDG trends

Figure 3 presents the SDG scorecard summarising Benin's performance in relation to the 17 goals. This scorecard is taken from the 2023 global edition of the Sustainable Development Report (SDR, 2023) produced by the Sustainable Development Solutions Network (SDSN)¹².

Based on the trends¹³ set out in the report, Benin is still on track to achieve SDG 12 "Responsible consumption and production" and SDG 13 "Combating climate change", in line with the situation presented in the 2022 report. The report also mentions that, despite the challenges highlighted the previous year, the country is on track for SDG 1 "No Poverty", SDG 10 "Reduced Inequality" and highlights the improved status of SDG 8 "Decent Work and Economic Growth", SDG 9 "Industry, Innovation and Infrastructure" and SDG 17 "Partnerships for Achieving the Goals". However, challenges still remain in achieving SDG 3 "Good Health and Well-being", SDG 4 "Quality Education", SDG 5 "Gender equality", SDG 6 "Clean water and sanitation", SDG 7 "Clean and affordable energy", SDG 11 "Sustainable cities and communities", SDG 14 "Life below water" and SDG 16 "Peace, justice and effective institutions".

Figure 3: SDG Scorecard and Trends in Benin in 2023



Source: Global Sustainable Development Report, SDSN, 2023

¹² Sustainable Development Report - Sustainable Development Report <https://resources.unsdsn.org/sdr-2023>

¹³ The green colour of an SDG logo indicates that the goal is being achieved. A yellow colour indicates that challenges remain, and orange and red colours indicate the presence of 'significant' and 'major' challenges

The report also ranks countries on the basis of two types of indicator: (i) an SDG Index and (ii) an SDG Effort Index¹⁴. Benin was ranked 5th in the world for the SDG Effort, with a score of 78.7. Benin is ranked 140th out of 166 countries on the SDG Index, with a score of 55.1, compared with a rank of 153rd in 2022, with a score of 51.2.

¹⁴ Link to the SDSN 2023 report: <https://resources.unsdsn.org/sdr-2023>

REVIEW OF ALLOCATION

This section presents the initial allocation and presents the minor adjustments made to the project portfolio, as well as the reforms and adjustments made in the sectors concerned. The adjustments relate in particular to mergers of projects that were initially beneficiaries of Eurobond resources.



Reminder of the initial allocation

The report published in 2022 on the allocation of Benin's inaugural SDG Eurobond shows the breakdown of resources by category of eligible expenditure, presented in the table below.

Table 1: Summary of the allocation of funds to projects in the portfolio

Pillars	No. of eligible categories	No. of projects funded	Reimbursement		New funding		Total allocation	
			Amount (in €m)	Unit (%)	Amount (in €m)	Part (%)	Amount (in €m)	Part (%)
Population	5	31	173.2	49.4	177.3	50.6	350.5	72.2
Prosperity	3	15	24.7	45.9	29.1	54.1	53.8	11.1
Planet	3	9	38.5	53.1	34.0	46.9	72.5	14.9
Partnerships	1	2	6.3	73.2	2.3	26.8	8.5	1.8
Together	12	57	242.7	50	242.7	50	485.4	100

Source: MEF, july 2022

As a result of the reforms carried out in a number of sectors during 2022, it has become necessary to readjust the portfolio to make it easier to monitor the impact of the projects financed by the SDG Eurobond. An update on the reforms that have taken place and the portfolio adjustments are presented in the next section.

Portfolio adjustments and main reforms

Two key sectors have undergone restructuring to improve the efficiency of public action. Redevelopments carried out concern the following sectors: (i) the digital sector with the creation¹⁵ of the *Agence des Systèmes d'Information et du Numérique* (ASIN), which merges the various agencies¹⁶ in this sector and (ii) the water sector with the need to rehabilitate and densify certain village water supply systems. The *Village Water Supply Rehabilitation Project* (PRAEV) has been added to the portfolio, replacing the *Equity Project* to build 80 new drinking water supply systems in critical areas, the start-up of which has been delayed. The replacement was for the same amount, as no expenditure had been incurred on the previous project.

It is also important to note that these minor adjustments have all been made to the part of the new financing, i.e. the expenditure concerned is not recorded as a reimbursement. The situation recorded for reimbursement in the 2022 report remains unchanged. In addition, the reallocations made primarily to projects examined during the Deloitte France audit do not affect the pillar structure of the 2022 allocation.

Table 2 shows the new allocation situation for projects that have been adjusted.

Table 2: Adjusted 2022 allocation

Pillars	No. of eligible categories	No. of projects funded	Reimbursement		New funding		Total allocation	
			Amount (in €m)	Unit (%)	Amount (in €m)	Part (%)	Amount (in €m)	Part (%)
Population	5	31	173.2	49.4	177.3	50.6	350.5	72.2
Prosperity	3	10	24.7	45.9	29.1	54.1	53.8	11.1
Planet	3	9	38.5	53.1	34.0	46.9	72.5	14.9
Partnerships	1	2	6.3	73.2	2.3	26.8	8.5	1.8
Together	12	52	242.7	50	242.7	50	485.4	100

Source: MEF, july 2023

¹⁵ This reduces the initial number of projects in the "Connectivity and digital inclusion across the whole territory" category from eight (08) to three (03) without changing the total amount

¹⁶ Several agencies have been merged to create ASIN: the Digital Development Agency (ADN), the Information Services and Systems Agency (ASSI), the National Information Systems Security Agency (ANSSI) and the Benin Universal Electronic Communications and Postal Service Agency (ABSUCEP)

MAIN BENEFICIARIES AND IMPACTS

This section presents the achievements, the main beneficiaries affected and the impacts on the SDG indicators and targets linked to the projects in the portfolio. This presentation is broken down by pillar, with a summary of the impacts before a breakdown by category of eligible expenditure. The map presented in each summary shows the geographical distribution of projects, with the darkest commune being the one hosting the most projects in this pillar. In addition, the years given in brackets for the impact indicators are those to which they relate.



POPULATION PILLAR

1 NO POVERTY

2 ZERO HUNGER

3 GOOD HEALTH AND WELL-BEING

4 QUALITY EDUCATION

5 GENDER EQUALITY

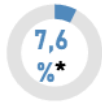
6 CLEAN WATER AND SANITATION

31 projects funded

€350.51m

SUMMARY OF IMPACTS

Health for all



1,807,807 vaccines administered under the Expanded Programme on Immunisation in 2022;



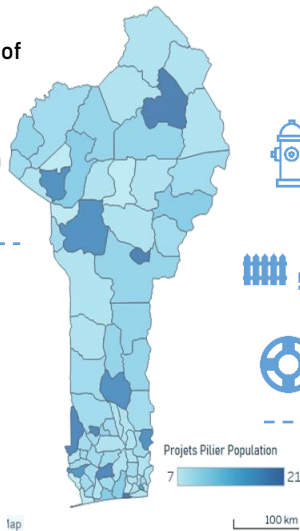
3,821 children with sickle-cell anaemia (new and follow-up) cared for in 2022;



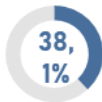
311 inclusions in 2022 for the treatment of sickle cell disease;



Acquisition of one (01) magnetic resonance imaging (MRI) unit for the CNHU-HKM in Cotonou.



Educational services



389,346 new schoolchildren benefited from the school canteen programme i.e. a total of 1,050,000 children at the end of 2022;

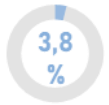


4 new programmes** to be opened in 2022 as part of the creation of the City of Innovation and Knowledge by the end of 2022 for a total of 1,000 beneficiaries;



9,676 candidates teachers recruited in 2022.

Sustainable agriculture

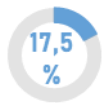


30 new agricultural entrepreneurial projects to benefit from easier access to credit in 2022;



53 subsidised projects 39 of which by SMEs and takeover bids by the end of 2022.

Access to water



46 500 new residents will have access to drinking water in rural areas by 2022;



Completion of the Ayedjoko dam in the commune of Savè in 2022;



Construction of a 1,500 m³/h plant at Gobé.

Decent housing



400 decent homes completed by 2022 (200 in Ouidah and 200 in Allada);



101 under construction in Parakou.

Ministries concerned



MAEP



MEEM



MASM, MS



MCVT



MEMP, MESTP, MESRS

* The percentages shown represent the share allocated by category of expenditure in the total allocation of the SDG obligation.
 **The Sèmè One Campus has opened: (i) the African Cities Lab programme; (ii) the continuous training programme in artificial intelligence; (iii) innovation initiation workshops for young people; and (iv) workshops and training in prototyping and additive manufacturing.

Development of Sustainable and Productive Agriculture (SDGs 1, 2, 8)



Allocated amount:
€18.36m



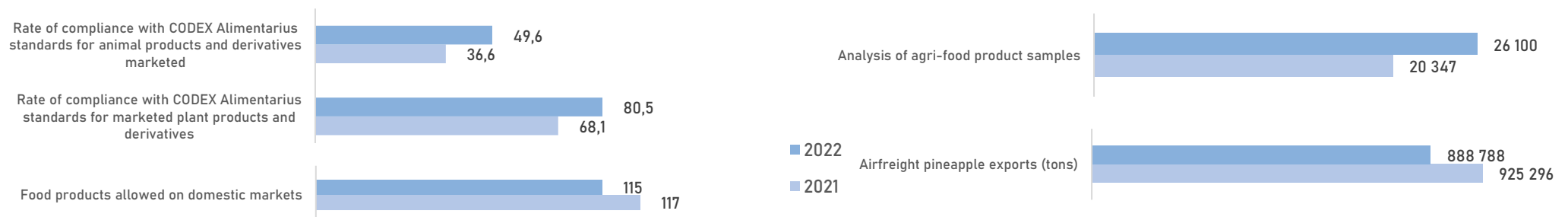
Share total
allocation: 3.8%



Number of
projects: 04

SDG TARGETS	DETAILS & SUBCATEGORIES	FINAL BENEFICIARIES	MAIN ENVIRONMENTAL AND/OR SOCIAL BENEFITS
<p>1.2</p> <p>2.2</p> <p>2.3</p> <p>8.2</p>	<p>Measures to support and/or strengthen food-producing agriculture by opening up access, developing arable land, improving irrigation, and helping new farmers who are starting out.</p> <p>(€85.12m)</p>	<p>Communes covered by the end of 2022: Kouandé, Gogounou, Matéri, Savè, Ouèssè and Toviklin;</p> <p>10 new projects subsidised in 2022, i.e. a total of 53 subsidised projects, 39 of which will be supported by SMEs and takeover bids by the end of 2022;</p> <p>9 new Agricultural Producer Organisations (APOs) by end 2022;</p> <p>146 agricultural entrepreneurial projects had easier access to credit at the end of 2022, including 30 agricultural entrepreneurial projects at the end of 2022.</p>	<p>10 barns built in the Matéri and Toviklin markets, doubling tax revenue and market attendance¹⁷;</p> <p>Cattle corridor created in Gogounou and reduction of transhumance problems in the region;</p> <p>An increase of more than 100% in the income of beneficiaries of credit subsidies and an increase of more than 80% in the area sown by these beneficiaries.</p>

ACHIEVEMENT INDICATORS



¹⁷ Statements made by promoters met during monitoring missions

SDG TARGETS ¹⁸	IMPACT INDICATORS	REFERENCE VALUE	VALUE 2022 EDITION ¹⁹	CURRENT VALUE
1.2 By 2030, at least halve the proportion of men, women and children of all ages suffering from some form of poverty, as defined by each country	Proportion of the population living below the national poverty line (%)	-	38.5 (2020)	-
	Proportion of the population living in all forms of poverty, as defined by each country (%)	-	18.2 (2020)	-
2.2 By 2030, end all forms of malnutrition, including through the achievement by 2025 the internationally agreed goals on stunting and wasting in children under 5 years of age, and meet the nutritional needs of adolescent girls, pregnant and lactating women and the elderly	Prevalence of stunting (height/age index less than -2 standard deviations from the mean of the WHO child growth standards) in children under 5 (%)	32.2 (2018)	-	36.5 (2021)
	Prevalence of malnutrition (weight/height index above +2 standard deviations from the mean of the WHO child growth standards) in children under 5, by shape (overweight and wasting) (%)	6.8 (2018)	-	11.2 (2021)
2.3 By 2030, double agricultural productivity and incomes of small-scale food producers, especially women, indigenous peoples, family farmers, livestock breeders and fishermen, including through ensuring equal access to land, other productive resources and inputs, knowledge, financial services, markets and opportunities for value addition and off-farm employment	Volume of production per work unit, depending on the size of the agricultural, pastoral or forestry farm (tonnes per work unit)	-	-	18.0 (2021)
	Average income of small-scale farmers (CFAF)	-	-	214,815 (2021)
8.2 Achieve a high level of economic productivity through diversification, technical upgrading and innovation, including a focus on high value-added and labour-intensive sectors.	Municipality's own resources per inhabitant (CFAF)	-	-	3,700.3 (2021)

¹⁸ Some of the indicators reported are not survey data; rather, they come from administrative sources.

¹⁹ These are the values given in the previous impact report

Access to Drinking Water and Wastewater processing (SDGs 3, 6, 11)



Allocated amount:
€ 85.12m



Share total
allocation : 17.5%

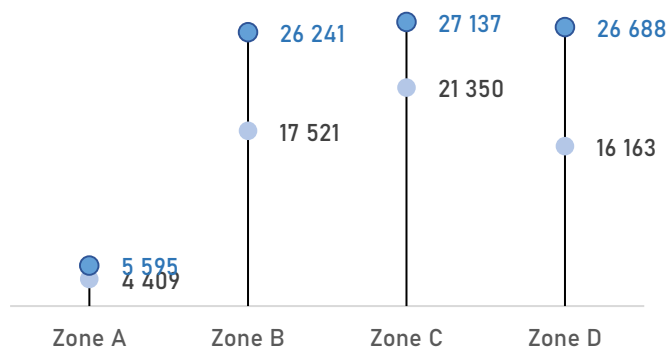


Number of
projects: 07

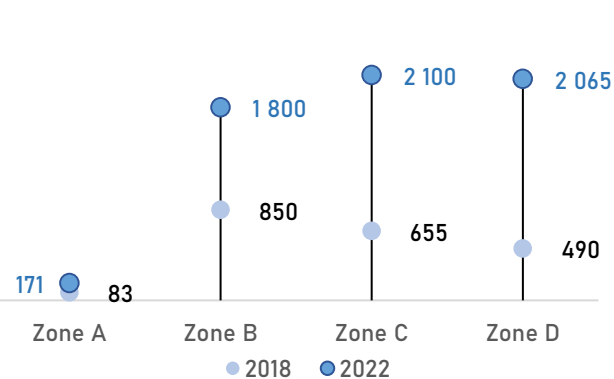
SDG TARGETS	DETAILS & SUBCATEGORIES	FINAL BENEFICIARIES	MAIN ENVIRONMENTAL AND/OR SOCIAL BENEFITS
6,1	Construction of water infrastructure for non-livestock agricultural land (irrigation, water supply, drainage, sewage disposal and flood control facilities) (€ 79.56m)	Around 8,000 people by the end of 2022 in five communes: Aplahoué, Nikki, Kandi, Kérou and Pehunco ; 46,500 new residents will have access to drinking water in rural areas by 2022.	41 ha of irrigated land to be developed in 2022 downstream of the Sépounga dam; 45 artesian wells developed; 186 boreholes equipped with human-powered pumps in Benin's departments.
6.2	Construction, operation and maintenance of infrastructure to increase water production, transport, treatment and storage capacity (€ 5.57m)	Population of Abomey-Calavi, Abomey, Bohicon, Agbangnizoun, Djidja, Za-Kpota, Zogbodomey, Dassa, Savè, Glazoué and surrounding areas.	Completion in 2022 of the Ayedjoko dam in the commune of Savè and construction of a 1,500 m3/h plant at Gobé.

ACHIEVEMENT INDICATORS

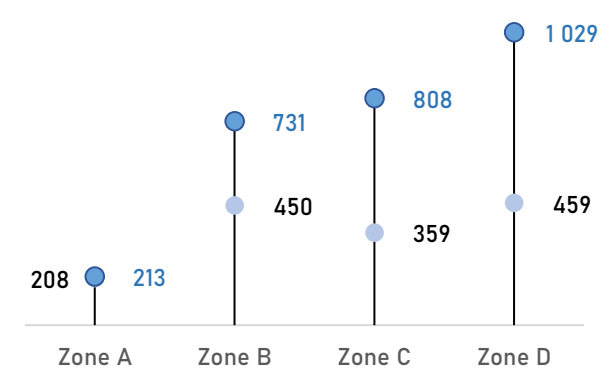
Number of active network subscribers



Production capacity (m3/h)



Extension and densification of the network (km)



Zone A : Savè, Dassa-Zoumé, Glazoué et environs ; Zone B : Parakou ; Zone C : Abomey-Calavi ; Zone D : Abomey, Bohicon, Agbangnizoun, Djidja, Za-Kpota, et Zogbodomey

SDG TARGETS	IMPACT INDICATORS	REFERENCE VALUE	VALUE 2022 EDITION	CURRENT VALUE
6.1 By 2030, ensure universal and equitable access to safe and affordable drinking water	Proportion of population using safely managed drinking water services (%)	67.8 (2018)	69.7 (2020)	-
	Urban drinking water supply rate (%)	57.9 (2018)	63 (2020)	70.0 (2021)
	Rural drinking water supply rate (%)	40.4 (2018)	70.2 (2020)	73.3 (2021)
6.2 By 2030, ensure equitable access to adequate sanitation and hygiene for all and end open defecation, with particular attention to the needs of women and girls and people in vulnerable situations	Proportion of population using safely managed sanitation services, including hand-washing facilities with soap and water (%)	12.8 (2018)	-	-

Improving Health for All (SDGs 3, 5, 10)



Allocated amount:
€ 36.97m



Share total
allocation: 7.6%



Number of
projects: 08

CIBLES ODD	DETAILS & SOUS-CATEGORIES	BENEFICIAIRES FINAUX	PRINCIPAUX BENEFICES ENVIRONNEMENTAUX ET/OU SOCIAUX
3.1 3.3	<p>Development and/or extension of social protection mechanisms allowing free consultation of health professionals (general practitioners, specialists), and access to related treatment and care (e.g. free malaria treatment for pregnant women and children under 5)</p> <p>(€ 36.97m)</p>	<p>1,807,807 vaccines administered under the Expanded Programme on Immunisation in 2022, including 472,182 for pregnant women;</p> <p>144,213 people transfused in 2022;</p> <p>577 dialysis patients to be treated by 2022;</p> <p>3,821 children with sickle cell disease (new and follow-up) will be cared for in 2022 compared with 3,365 in 2021 and 1,124 pregnant women in 2022 compared with 1,028 in 2021;</p> <p>311 inclusions in 2022 for the treatment of sickle cell compared with 279 in 2021.</p>	<p>Acquisition of one (1) magnetic resonance imaging (MRI) unit for the CNHU-HKM in Cotonou;</p> <p>Opening of two new dialysis treatment centres in 2022 (CHD Zou-Collines and CHUD Ouémé-Plateau);</p> <p>Increase in blood collection/donation actions by mobile teams in response to the covid-19 pandemic, with 99.4% of voluntary donors by 2022;</p> <p>26 home visits carried out in 2022 for children with recurrent acute events.</p>

ACHIEVEMENT INDICATORS

Donations as a proportion of the population

0,7%

0,8%

Proportion of qualified blood bags

100,0%

100,0%

Blood bag rejection rate after qualification

8,6%

7,1%

Rate of satisfaction of requests for labile blood products

96,6%

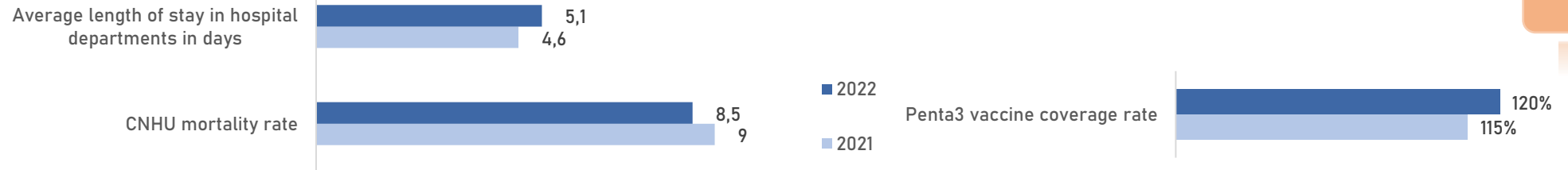
96,6%

■ 2021
■ 2022

Number of blood bags available per 10,000 inhabitants

113

114



DATA FROM SECTORAL MINISTRIES AND THE NATIONAL INSTITUTE OF STATISTICS AND DEMOGRAPHY

SDG TARGETS	IMPACT INDICATORS	REFERENCE VALUE	VALUE 2022 EDITION	CURRENT VALUE
3.1 By 2030, reduce the global maternal mortality ratio to below 70 per 100,000 live births	Maternal mortality ratio (per 100,000 live births)	391 (2018)	-	-
	Proportion of births attended by skilled health personnel (%)	78.1 (2018)	-	80.8 (2021)
	Proportion of pregnant women who have attended at least 4 antenatal clinics (CPN4) (%)	52 (2018)	-	-
3.2 By 2030, eliminate preventable infant and under-five deaths, with all countries aiming to reduce neonatal mortality to no more than 12 per 1,000 live births and under-five mortality to no more than 25 per 1,000 live births	Under-5 mortality rate (per 1,000 live births)	96 (2018)	-	-
	Neonatal mortality ratio (per 1,000 live births)	30 (2018)	-	-
	Complete vaccination coverage rate (%)	57 (2018)	-	-
	Deaths due to malaria in children under 5 (per 1,000 cases)	2.3 (2018)	2.6 (2020)	1.7 (2021)
3.3 By 2030, end the AIDS epidemic, tuberculosis, malaria and neglected tropical diseases and combat hepatitis, water-borne and other communicable diseases.	Number of new positive cases detected per 1,000 people	3.3 (2018)	3.5 (2020)	-
	Rate of mother-to-child transmission of HIV (%)	2.3 (2018)	2.3 (2020)	-
	ARV coverage rate of PLHIV (%)	62.6 (2018)	69 (2020)	75.8 (2021)
	Incidence of tuberculosis per 100,000 inhabitants)	33.4 (2018)	31 (2020)	-
	Incidence of malaria per 1,000 inhabitants	185 (2018)	190 (2020)	212 (2021)

Decent housing for the Poor (SDGs 1, 11)



Allocated amount:
€ 11.51m



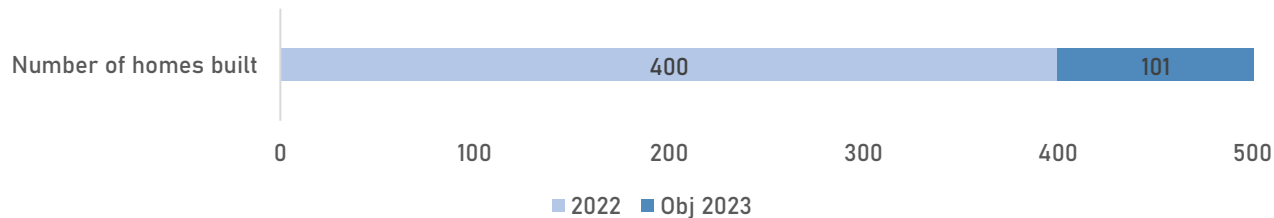
Share total
allocation: 2.4%



Number of
projects: 01

SDG TARGETS	DETAILS & SUBCATEGORIES	FINAL BENEFICIARIES	MAIN ENVIRONMENTAL AND/OR SOCIAL BENEFITS
1.4 11.1	<p>Construction of homes ensuring safe and decent conditions of occupation (access to electricity, drinking water, collective sanitation, with a minimum surface area in sqm per inhabitant, ensuring a minimum of light, ventilation/air, absence of damp, as well as building safety)</p> <p>(€ 11.51m)</p>	<p>Approximately 2,000 people will have access to decent housing and adequate urban services.</p>	<p>Provision of decent housing as a priority for public administration staff;</p> <p>5,000 jobs created during the course of the work.</p>

ACHIEVEMENT INDICATORS



DATA FROM SECTORAL MINISTRIES AND THE NATIONAL INSTITUTE OF STATISTICS AND DEMOGRAPHY

SDG TARGETS	IMPACT INDICATORS	REFERENCE VALUE	VALUE 2022 EDITION	CURRENT VALUE
11.1 By 2030, ensure access to adequate and safe housing and basic services for all at an affordable cost and clean up slums	Proportion of urban population living in slums, informal settlements or inadequate housing (%)	1 (2018)	-	1.3 (2021)

Expanding educational services and improving the capacity to take on students (SDGs 4, 5, 10)



Allocated amount:
€ 198.54m



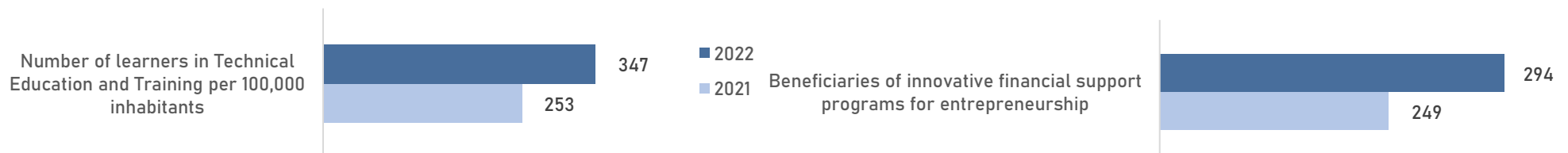
Share total
allocation: 40.9%



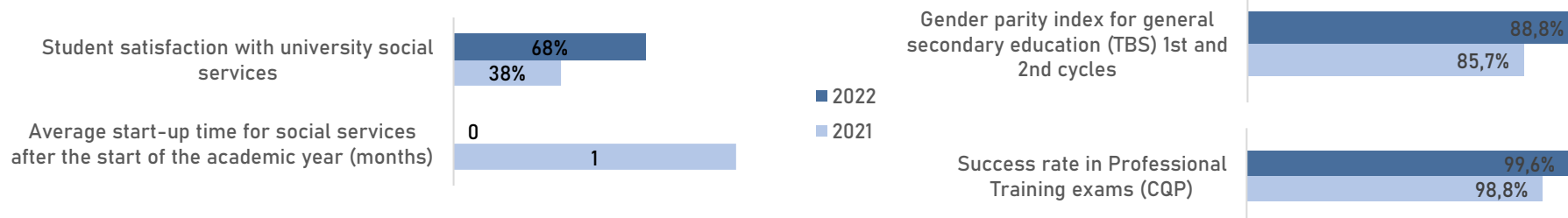
Number of
projects: 11

SDG TARGETS	DETAILS & SUBCATEGORIES	FINAL BENEFICIARIES	MAIN ENVIRONMENTAL AND/OR SOCIAL BENEFITS
4.1 4.4	<p>Current transfers and subsidies financing student grants (social and/or merit-based), teacher allowances, school fee coverage, free school canteen programmes, purchase of textbooks</p> <p>(€ 176.85m)</p>	<p>389,346 new schoolchildren benefited from the school canteen programme i.e. a total of 1,050,000 at the end of 2022;</p> <p>9,676 candidate teachers recruited in 2022.</p>	<p>Improving students' living and study conditions:</p> <ul style="list-style-type: none"> 665 054 meals served in the nine university canteens in 2022; 2,168 students accommodated during the 2022-2023 academic year; 3 new infirmaries to be built and equipped in 2022 and 2023 in Abomey, Dassa and Kétou-Centre.
4.4	<p>Construction of schools and universities, equipped with cutting-edge equipment to stimulate scientific and technical fields in particular</p> <p>(€ 21.69m)</p>	<p>1,021 beneficiaries of research and innovation programmes linked to the challenges of sustainable and inclusive development by the end of 2022;</p> <p>908 beneficiaries of technical support for the entrepreneurship programme by the end of 2022;</p> <p>715 beneficiaries of financial support for the entrepreneurship programme by the end of 2022;</p> <p>1,053 beneficiaries of professional training programmes open in 2022.</p>	<p>Over 800 direct and indirect jobs have already been created;</p> <p>Research programmes:</p> <ul style="list-style-type: none"> Workshops and training in prototyping and additive manufacturing (TechIMA); Introductory innovation workshops for youngsters (TinIMA); <p>Professional training courses:</p> <ul style="list-style-type: none"> Language courses, Continuing education programme in artificial intelligence; African Cities Lab programme for MOOCs²⁰.

ACHIEVEMENT INDICATORS

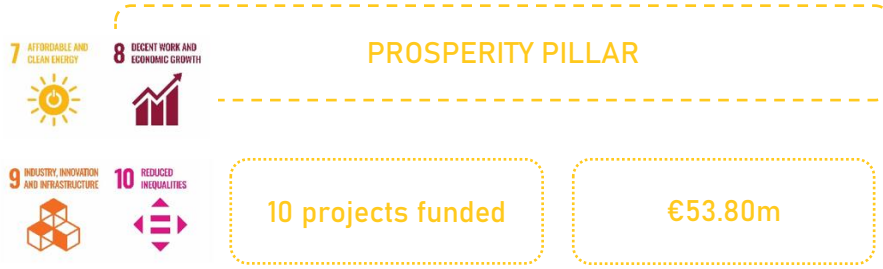


²⁰ MOOC stands for massive open online course



DATA FROM SECTORAL MINISTRIES AND THE NATIONAL INSTITUTE OF STATISTICS AND DEMOGRAPHY

SDG TARGETS	IMPACT INDICATORS	REFERENCE VALUE	VALUE 2022 EDITION	CURRENT VALUE
4.1 By 2030, ensure that all girls and boys complete a full course of free, quality primary and secondary education, providing them with genuinely useful skills	Net enrolment ratio in primary education (%)	65.3 (2018)	75.3 (2020)	-
	Proportion of pupils who started grade 1 who complete primary school (%)	58.5 (2018)	65.4 (2020)	61.8 (2021)
	Gross enrolment ratio in primary education (%)	110.8 (2018)	112.1 (2020)	117.4 (2021)
	Gross enrolment ratio in secondary education (%)	44.3 (2018)	40.2 (2020)	-
	Net enrolment ratio in secondary education (%)	25.8 (2018)	32.8 (2020)	-
4.4. By 2030, significantly increase the number of young people with the skills, including technical and vocational skills, needed for employment, decent work and entrepreneurship.	Proportion of learners in technical and vocational training (%)	3.1 (2018)	4.3 (2020)	-
4.5 By 2030, eliminate gender inequalities in education and ensure equal access for vulnerable people, including people with disabilities, indigenous people and children in vulnerable situations, to all levels of education and vocational training	Gender parity index (girls/boys) of gross enrolment ratio in primary	0.9 (2018)	0.9 (2020)	0.9 (2021)
	Gender parity index (girls/boys) of gross enrolment ratio in secondary education	0.8 (2018)	0.9 (2020)	0.9 (2021)



SUMMARY OF IMPACTS

Digital connectivity



In May 2023, the first three cohorts of telecoms technicians will graduate from the Ecole des Métiers du Numérique, inaugurated in Cotonou in 2022



204 visually impaired people enrolled in the three digital classrooms to be dedicated opened in 2022 (Cotonou, Parakou, Comè)



More than 700 complete public service information services with more than 25,000 visits every week;



Setting up a digital investigation laboratory;



Acquisition in 2022 of digital educational content for 6th, 7th, 10th and 11th grades for the 16 secondary schools; the other secondary classes were already covered in 2021

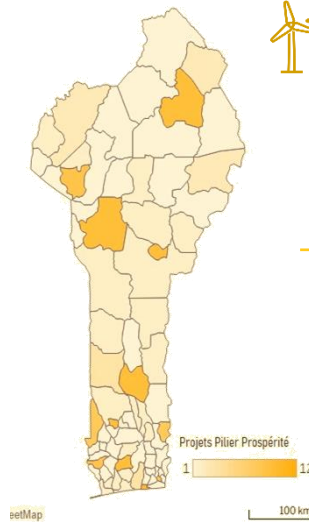
Low-carbon energy



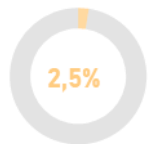
Installation of two 800 kVA intelligent electrical distribution transformers for the SBEE substations at Sainte Rita and Cadjèhoun (Cotonou) respectively



5 new communes covered in 2022 by the PANA Energy Project*** aimed at improving the resilience of the energy sector to the impacts of climate change.



Financial inclusion



793 companies to benefit from the supported employment programme, including 390 new companies in 2022;

1,051 beneficiaries of the supported employment programme in 2022, 33% of whom are women;



215,913 beneficiaries of microcredit in 2022, 81.7% of whom are women in 2022

Ministries concerned



MEEM



MND



MASM, MPMEPE

*** The PANA Energy project is co-funded by the United Nations Development Programme

Access to Low-Carbon, Reliable, and Affordable Energy (SDGs 7, 11)



Allocated amount:
€29.29m



Share total
allocation : 6.0%



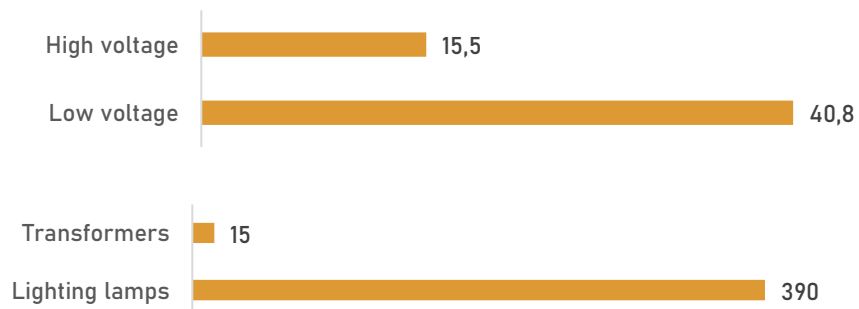
Number of
projects: 05

SDG TARGETS	DETAILS & SUBCATEGORIES	FINAL BENEFICIARIES	MAIN ENVIRONMENTAL AND/OR SOCIAL BENEFITS
7.2	<p>Electrification programmes (connection to the national distribution grid) of urban or rural areas located according to the distance to the conventional grid and the electrification rate as well as the evolution of the electricity mix</p> <p>(€ 20.51m)</p>	732,000 inhabitants served in the areas covered.	Installation of two 800 kVA intelligent electrical distribution transformers for the SBEE substations at Sainte Rita and Cadjèhoun (Cotonou) respectively.
7.2	<p>Development of mini grids (off-grid electrification) for populations located beyond 10 km from the conventional grid supplied by a renewable electricity source (mini power plants and/or solar kits).</p> <p>(€ 8.74m)</p>	5 new communes (Avrankou, Djidja, Sinendé, Copargo and Savalou) will each benefit from a resilient intelligent solar photovoltaic mini-power station with drinking water production units to be built by the end of December 2022.	Development of clean cooking equipment for domestic and institutional use from agricultural residues for the benefit of 17 communes (Toucountounan, Djougou, Parakou, N'Dali, Pèrèrè, Banté, Savalou, Ouèssè, Dassa - Zoumé, Bohicon, Djidja, Abomey, Lokossa, Comé, Abomey - Calavi, Cotonou, Porto - Novo) in order to protect natural and community forests.

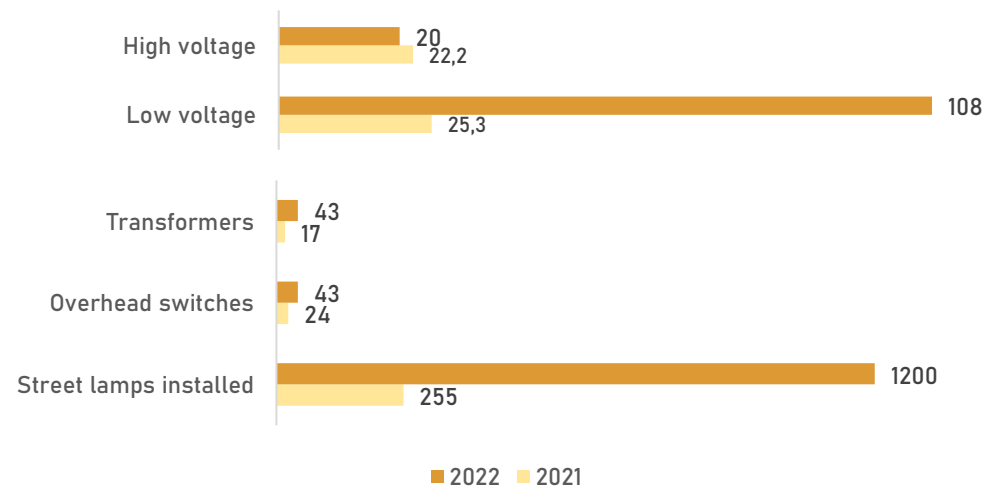
ACHIEVEMENT INDICATORS

Network construction (km), Installation and connection (Rural)

By end of 2022:



Network construction (km), Installation and connection (Urban)



DATA FROM SECTORAL MINISTRIES AND THE NATIONAL INSTITUTE OF STATISTICS AND DEMOGRAPHY

SDG TARGETS	IMPACT INDICATORS	REFERENCE VALUE	VALUE 2022 EDITION	CURRENT VALUE
7.1 By 2030, access for all to reliable and modern energy services at an affordable cost	Proportion of population with access to electricity (%)	34.5 (2018)	-	56.5 (2021)
	Electrification rate (%)	29.2 (2018)	30.4 (2020)	31.7 (2021)

Connectivity and digital inclusion throughout the territory (SDGs 4, 9)



Allocated amount:
€ 18.14m



Share total
allocation: 3.7%



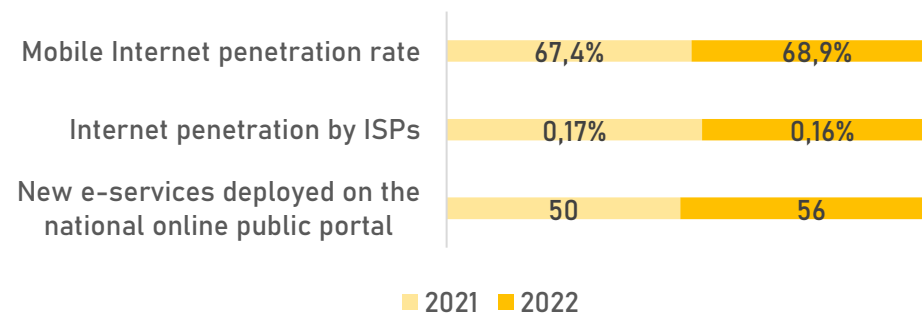
Number of
projects: 03

SDG TARGETS	DETAILS & SUBCATEGORIES	FINAL BENEFICIARIES	MAIN ENVIRONMENTAL AND/OR SOCIAL BENEFITS
9.1 9c	<p>Extension of the very high-speed network (VHS), especially in rural areas</p> <p>(€ 1.95m)</p>	<p>Accessible to around 8 million people.</p>	<p>Extension underway to cover the Pendjari</p> <p>Park and surrounding area with mobile telephony and fixed-line internet (scheduled for completion in December 2023);</p> <p>2,500 jobs by the end of 2022, compared with 2,447 in 2021, in the digital sector.</p>
9.2 9.5	<p>Expanding the capacity and quality of educational provision in public education through the use of digital technology</p> <p>(€ 1.52m)</p>	<p>The first three cohorts of fifty (50) Telecoms Service Technicians graduated in May 2023.</p>	<p>Inauguration in October 2022 of the Ecole des Métiers du Numérique²¹ in Cotonou.</p>
9.1	<p>Generalisation of e-services and digitisation of public administration.</p> <p>(€ 10.37m)</p>	<p>Citizens and businesses using public administration services;</p> <p>283,178 requests for e-services registered on the platform in 2022, with a satisfaction rate of 98%;</p> <p>125,216 service requests were made on the platform in the first half of 2023.</p>	<p>An average of 25,000 visits per week in 2022, with more than 700 complete public service information services available online;</p> <p>21 new e-services to be rolled out in the first half of 2023;</p> <p>Securing the exit points of the government backbone;</p> <p>Benin's cyberspace is at low risk;</p> <p>Upgrade of the digital investigation laboratory in Cotonou, in 2022.</p>

²¹ Ecole des Métiers du Numérique | My job has a future <https://ecolenumerique.bj/>

9.1	<p>Programmes for the deployment of digital tools for training and collaboration between teachers and students to expand their operational skills.</p> <p>(€ 1.52m)</p>	<p>204 visually impaired visually impaired people enrolled in digital classes, 40% of whom are women.</p>	<p>Opening of 3 digital classrooms in 2022 for the visually impaired in Cotonou, Parakou and Comè;</p> <p>Acquisition in 2022 of digital educational content for the 6th, 7th, 10th and 11th grades for 16 secondary schools in Cotonou, Allada, Comè, Dogbo, Dassa, Bassila, Bembèrèkè, Malanville, Pobè and Adjohoun; other secondary school classes have been included in 2021.</p>
9.1	<p>Digital infrastructure for financial inclusion and entrepreneurship development.</p> <p>(€ 2.78m)</p>	<p>Companies;</p> <p>Banks;</p> <p>Telephone networks;</p> <p>Public administration;</p> <p>Population.</p>	<p>Preparations to set up a national electronic payments platform: launch scheduled for the second half of 2023;</p> <p>Implementation of the second version of the Alafia microcredit platform.</p>

ACHIEVEMENT INDICATORS



DATA FROM SECTORAL MINISTRIES AND THE NATIONAL
INSTITUTE OF STATISTICS AND DEMOGRAPHY

SDG TARGETS	IMPACT INDICATORS	REFERENCE VALUE	VALUE 2022 EDITION	CURRENT VALUE
9.1 Develop quality, reliable, sustainable and resilient infrastructure, including regional and cross-border infrastructure, to support economic development and human well-being, with a focus on universal, financially affordable and equitable access	Road network condition index (%)	50 (2018)	61 (2020)	63 (2021)
	Average time spent in port by ships (in days)	4.5 (2018)	4.5 (2020)	3.5 (2021)
	Fixed broadband internet penetration rate (%)	19.4 (2018)	27.3 (2020)	34.7 (2021)
	Very high-speed internet coverage rate (%)	48 (2018)	61.0 (2020)	61.4 (2021)
	Rate of use of online financial services by citizens (%)	23.5 (2018)	43.0 (2020)	50.9 (2021)
9.2 Promote sustainable and inclusive industrialisation and, by 2030, significantly increase the contribution of industry to employment and gross domestic product, depending on the national context, and double it in the least developed countries	Value added in manufacturing per capita	65.3 (2018)	70.5 (2020)	71.4 (2021)

Supporting employment and financial inclusion of youth, women and rural entrepreneurs (SDGs 5, 8, 10)



Allocated amount:
€ 6.37m



Share total
allocation: 1.3%

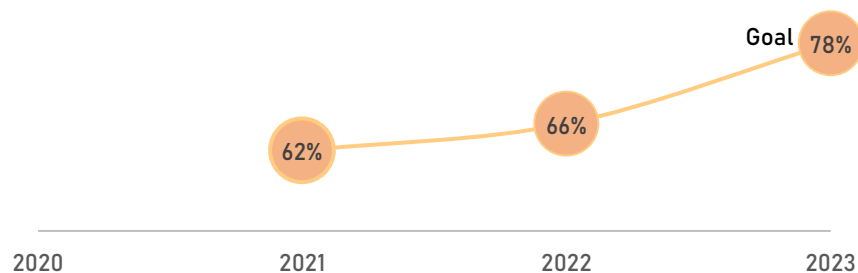


Number of
projects: 02

SDG TARGETS	DETAILS & SUBCATEGORIES	FINAL BENEFICIARIES	MAIN ENVIRONMENTAL AND/OR SOCIAL BENEFITS
8.3 8.5	Development and support, and/or funding of training courses leading to qualifications for the full integration of young people in the workplace (€ 3.60m)	1,060 companies will benefit from the subsidised employment programme by the end of May 2023, including 390 new companies in 2022 and 160 new companies in 2023; 1,051 new beneficiaries of the supported employment programme in 2022, 33% of whom are women. By the end of May 2023, 767 new candidates have been recruited, with 32.6% of them being women.	Trade and distribution, ICT Multimedia and IT services and management accounting account for more than 50% of recipients; Two out of every three jobseekers in 2022 will have a degree or diploma (Bac+3) and earn more than three times the minimum wage; 35% of recipients taken on by companies in year 2 of their integration.
8.3	Financial allocation for microfinance to empower vulnerable populations (women, landlocked rural populations). (€ 2.76m)	Poor people in the 12 departments; 215,913 beneficiaries of microcredit in 2022, 81.7% of whom are women.	Digitalisation of disbursements and repayments for Alafia micro-loans; Reduction of travel-related expenses for disbursement and reimbursement.

ACHIEVEMENT INDICATORS

Satisfaction rate for company job offers



■ Percentage of women who have obtained a microcredit
■ Number of people granted a microcredit

DATA FROM SECTORAL MINISTRIES AND THE NATIONAL INSTITUTE OF STATISTICS AND DEMOGRAPHY

SDG TARGETS	IMPACT INDICATORS	REFERENCE VALUE	VALUE 2022 EDITION	CURRENT VALUE
8.3 Promote development-oriented policies that foster productive activities, decent job creation, entrepreneurship, creativity and innovation and stimulate the growth of micro, small and medium-sized enterprises and facilitate their integration into the formal sector, including through access to financial services	Proportion of informal employment in non-agricultural sectors (%)	92.6 (2018)	96.2 (2020)	-
8.5 By 2030, achieve full and productive employment and ensure decent work and equal pay for work of equal value for all women and men, including young people and people with disabilities	Unemployment rate ²² (%)	2.3 (2018)	2.4 (2020)	-

²² According to the *Manuel de Définition et de Calcul des indicateurs des cibles prioritaires des ODD au Bénin*, the unemployment rate refers to the percentage of the active population without a job, actively seeking a job and available for work within 15 days. It is a measure of dysfunction in the labour market and reflects the non-utilisation of the labour force for the creation of added value, while the visible underemployment rate is the percentage of the employed population whose working time is less than forty (40) hours per week and who wish to work more.



PLANET PILLAR

9 projects funded

€72.52m

SUMMARY OF IMPACTS

Sustainable living



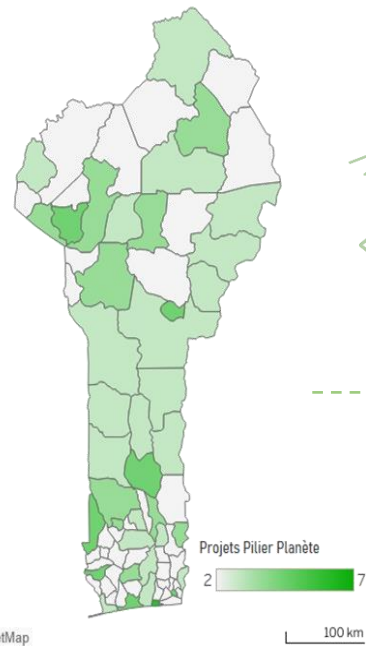
412,434 households covered by the modernised waste collection and management system in Grand Nokoué (Porto-Novo, Semè-Podji, Cotonou, Abomey-Calavi et Ouidah) in 2022;



14 sorting units fitted out and installed at waste collection points in the communes of Grand-Nokoué;



200 new drop-off points to be built by 2022 in the communes of Grand-Nokoué.



Sustainable forestry



53% of forest cover in relation to the national territory;



100 ha of coconut trees planted in 2022 on the beaches of Fiyegnon and Fidjrossè as part of the intensive national reforestation programme.

Preservation of coastal areas



135 hectares of coastal zone restored at end 2022;



30 km of protected coastline by the end of 2022.

Ministries concerned



MCVT



MAEP

Developing living environments and sustainable infrastructure for all (SDGs 6, 8, 9, 11, 12)



Allocated amount:
€ 64.74m



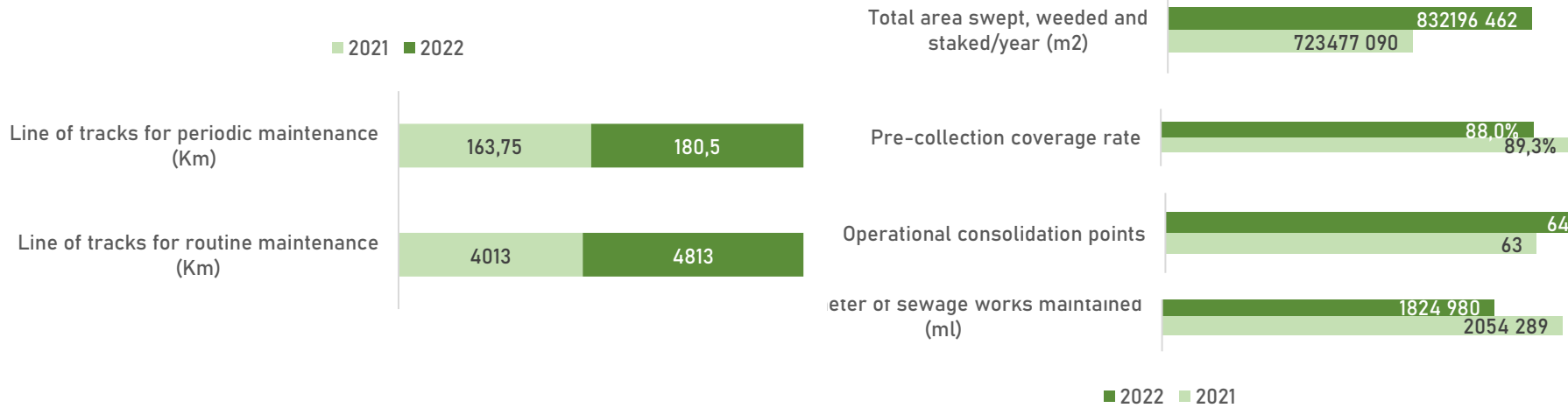
Share total
allocation: 13.3%



Number of
projects: 06

SDG TARGETS	DETAILS & SUBCATEGORIES	FINAL BENEFICIARIES	MAIN ENVIRONMENTAL AND/OR SOCIAL BENEFITS
11.3 12.5	Sustainable development of common spaces for commercial, recreational and leisure purposes (€ 7.08m)	120,000 people, 40% of whom are women (48,000), as part of the development of irrigated areas in rural areas; 650,000 people as part of the Sustainable Cities Programme; 465,000 people protected from flooding.	Development of irrigated areas in rural areas; Protection of the population against flooding.
9.1	Infrastructure and equipment for modes of transport that operate without direct GHG emissions. (€ 13.14m)	Populations of the communes of Djidja, Ouinhi, Ifangni, Zè, Zangnanado, Za-kpota, Aplahoué, Lokassa, Sinendé, Kouandé, Kalalé, Bassila, Natitingou et Bembéréké and other users of the said roads;	Accessibility to socio-community infrastructure in the areas benefiting from bridges; Easier mobility of people and goods.
12.5	Waste prevention, reduction, reuse and recycling facilities and/or equipment (excluding incineration, landfill and dumping). (€ 44.52m)	3,254 new households to benefit from pre-collection of waste in 2022 in the communes of Grand-Nokoué (Cotonou, Abomey-Calavi, Sèmè-Podji, Ouidah, Porto-Novo), i.e. a total of 412,434 households at the end of 2022.	Installation of 14 manual sorting units at waste collection points in the communes of Grand-Nokoué by the end of 2022; 125 new direct jobs created in 2022, giving a total of 5,933 jobs by the end of 2022; Accessibility of the waste collection service to households in Grand Nokoué with a collection rate of 90% by 2022; Maintaining the cleanliness of paved streets and public spaces in the towns of Grand Nokoué through 3 weekly cleaning frequencies over a surface area of 723,477,090 sqm treated; Reduced flooding in the towns affected by the project as a result of proper drainage of rainwater thanks to 3 cleaning frequencies (February, July and November 2022) and 11 maintenance frequencies for sewerage works; Eradication of 88 large illegal dumpsites in the 5 towns of Greater Nokoué, for a total of 132,090.518 tonnes of waste removed.

ACHIEVEMENT INDICATORS



DATA FROM SECTORAL MINISTRIES AND THE NATIONAL INSTITUTE OF STATISTICS AND DEMOGRAPHY

SDG TARGETS	IMPACT INDICATORS	REFERENCE VALUE	VALUE 2022 EDITION	CURRENT VALUE
9.1 Develop quality, reliable, sustainable and resilient infrastructure, including regional and cross-border infrastructure, to support economic development and human well-being, with a focus on universal, financially affordable and equitable access	Road network condition index (%)	50 (2018)	61 (2020)	63 (2021)

Conservation of lake and coastal areas, reasonable economic exploitation of coastlines (SDG 14)



Allocated amount:
€ 3.99m



Share total
allocation: 0.8%



Number of
projects: 01

SDG TARGETS	DETAILS & SUBCATEGORIES	FINAL BENEFICIARIES	MAIN ENVIRONMENTAL AND/OR SOCIAL BENEFITS
14.2 14.5	Programmes to combat coastline erosion in urban and rural coastal areas of southern Benin (€3.99 m)	More than one million people living along the positively impacted coast.	Safeguarding of socio-economic infrastructures located on the coastal strip; Safeguarding the biodiversity of the protected coastal area.

ACHIEVEMENT INDICATORS

Hectares of coastal area restored



■ 2021 ■ 2022

DATA FROM SECTORAL MINISTRIES AND THE NATIONAL INSTITUTE OF STATISTICS AND DEMOGRAPHY

SDG TARGETS	IMPACT INDICATORS	REFERENCE VALUE	VALUE 2022 EDITION	CURRENT VALUE
14.2 By 2020, sustainably manage and protect marine and coastal ecosystems to avoid significant adverse impacts, including by strengthening their resilience, and take action for their restoration in order to achieve healthy and productive oceans	Proportion of national exclusive economic zones managed using ecosystem approaches (%)		0.7 (2020)	-
	Area of marine economic zones (ha)		321,444.2 (2020)	-
14.5 By 2020, preserve at least 10% of marine and coastal areas, consistent with national and international law and based on the best available scientific information	Proportion of maritime area covered by marine protected areas (%)		13.4 (2020)	-

Conservation of biodiversity, restoration & reasonable exploitation of the forest cover and fighting against desertification (SDGs 13, 15)



Allocated amount:
€ 3.79m



Share total
allocation: 0.8%

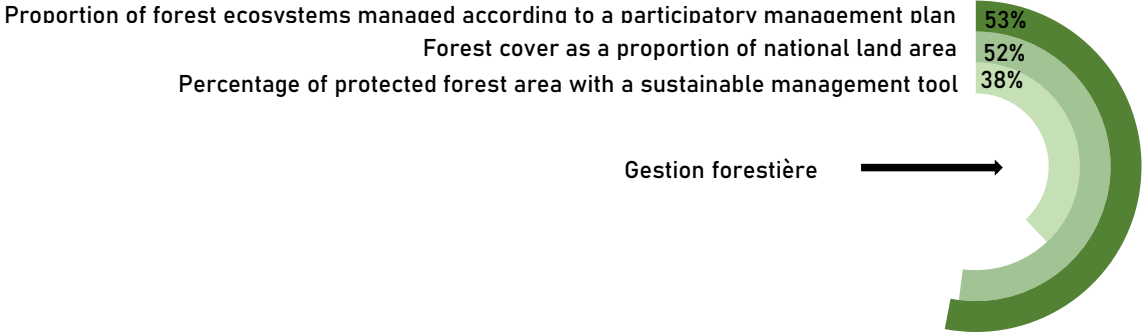


Number of
projects: 02

SDG TARGETS	DETAILS & SUBCATEGORIES	FINAL BENEFICIARIES	MAIN ENVIRONMENTAL AND/OR SOCIAL BENEFITS
15.1 15.2	<p>Reforestation programmes based on indigenous species to combat soil erosion and desertification</p> <p>(€3.79m)</p>	All seventy-seven (77) communes.	<p>Creation of over 800 seasonal green jobs;</p> <p>Increase in carbon capture capacity;</p> <p>Restoration of degraded land and improvement of the water balance;</p> <p>Improve resilience to the effects of climate change;</p> <p>100 ha of coconut trees planted as part of intensive national reforestation in 2022 on the beaches of Fiyegnon and Fidjrossè.</p>

ACHIEVEMENT INDICATORS

By the end of 2022 :



DATA FROM SECTORAL MINISTRIES AND THE NATIONAL
INSTITUTE OF STATISTICS AND DEMOGRAPHY

CIBLES ODD	INDICATEURS D'IMPACT	VALEUR DE REFERENCE	VALEUR EDITION 2022	VALEUR ACTUELLE
15.1 By 2020, ensure the conservation, restoration and sustainable use of terrestrial and freshwater ecosystems and related services, in particular forests, wetlands, mountains and drylands, consistent with obligations under international agreements	Proportion of total land area covered by forest (%)		-	55.3 (2021)
	Proportion of important sites for terrestrial biodiversity covered by protected areas (%)		-	54.2 (2021)

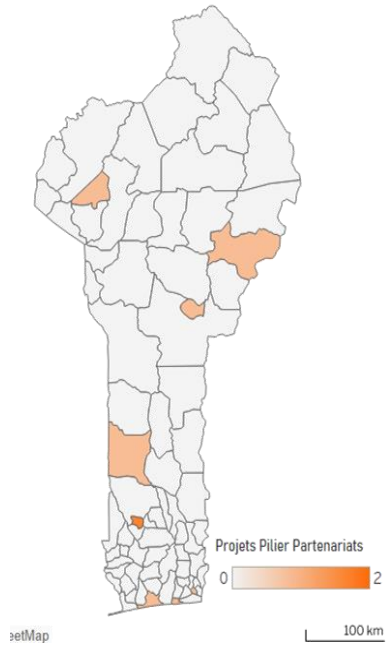


PARTNERSHIP PILLAR

2 projects funded

€ 8.54m

SUMMARY OF IMPACTS



Promoting places of remembrance

1,8%



19,788 visitors to the royal palaces of Abomey over the period 2020-2021, including 3,106 foreign visitors;



4 restored ceremonial entities;
2,736 linear metres of walling completed.

Ministries concerned



MTCA



MCVT

Promoting heritage sites, educational sites and entertainment infrastructure (SDGs 4, 8, 11, 17)



Allocated amount:
€ 8.54m



Share total
allocation: 1.8%



Number of
projects: 02

SDG TARGETS	DETAILS & SUBCATEGORIES	FINAL BENEFICIARIES	MAIN ENVIRONMENTAL AND/OR SOCIAL BENEFITS
8.9 11.4	<p>Programmes and initiatives to rehabilitate a memorial heritage shared both by the Beninese who visit it (local and experiential tourism), and by groups who keep it alive and maintain it</p> <p>(€1.6m)</p>	<p>Cultural actors and promoters, Artists, History and Cultural Administration students.</p>	<p>Learning about history, traditions and the arts; Protection of cultural sites, the environment and natural resources; 3,000 copies of the national cultural heritage law to be published by the end of 2022 for nationwide dissemination; Renovation of the 300-seat Logozohè youth and cultural centre by the end of 2022; Production of 1,000 copies of a boxed set of music from Benin from the 1960s to the present day in 2021.</p>
11.4 4.7 8.9	<p>Development of open places of memory to promote cultural education and the reappropriation by young Beninese of the traditional cultures of Benin.</p> <p>(€6.86m)</p>	<p>19,788 visitors to the royal palaces of Abomey over the period 2020-2021, including 3,106 foreigners</p>	<p>Attractiveness of the region; Building the tourism offer; Carrying out a feasibility study for the construction of a 3-hectare educational and sports play area at the Houégbadja Palace in 2022; Securing the site of the royal palaces of Abomey and its buffer zone in 2022; Renovation and development of the 1 ha inner courtyard of the Glèlè Palace in 2022; Increased tourism revenue; Increase in tourist arrivals.</p>

ACHIEVEMENT INDICATORS



DATA FROM SECTORAL MINISTRIES AND THE NATIONAL INSTITUTE OF STATISTICS AND DEMOGRAPHY

SDG TARGETS	IMPACT INDICATORS	REFERENCE VALUE	VALUE 2022 EDITION	CURRENT VALUE
8.9 By 2030, develop and implement policies to develop sustainable tourism that creates jobs and promotes local culture and products	Growth rate of tourist arrivals (%)	0.8 (2018)	-34.7 ²³ (2020)	14.7 (2022)
	Share of the tourism budget in the general government budget (%)	0.5 (2018)	1.0 (2020)	1.1 (2021)

²³ This decline is explained by the Covid-19 crisis

FOCUS ON THE "LEAVE NO ONE BEHIND" PRINCIPLE

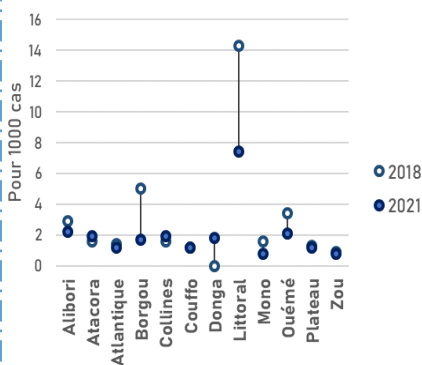
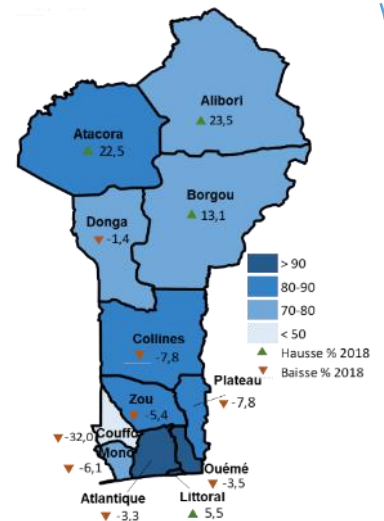
This section provides an overview of the differences between departments, to ensure that no one is left behind. The analysis therefore focused on certain SDG indicators for the health, education, housing and energy sectors.



Health

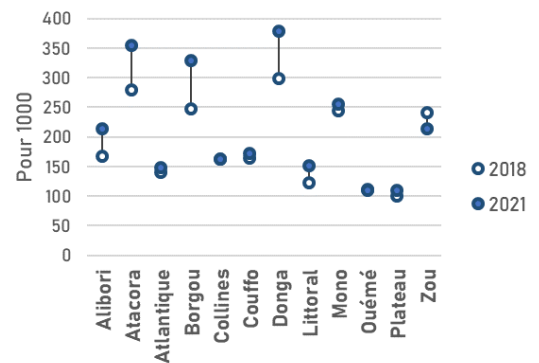
In this sector, the analysis will focus on the proportion of births attended by health personnel, the lethality due to malaria in children under 5 years of age (per 1,000 cases) and the incidence of malaria per 1,000 inhabitants.

- Higher proportion of births attended by healthcare personnel in 2021: Littoral (98.7%), Ouémé (94.3%), Atlantique (90.7%);
- Efforts required in Couffo (48%) ;
- Departments below the national average (80.8%): Alibori (71.2%), Borgou (73.0%), Couffo (48.0%), Donga (77.1%) and Mono (78.4%)
- Improvement in this indicator in four (04) departments: Alibori (+23.5), Atacora (+22.5), Borgou (+13.1) and Atlantique (+5.5).

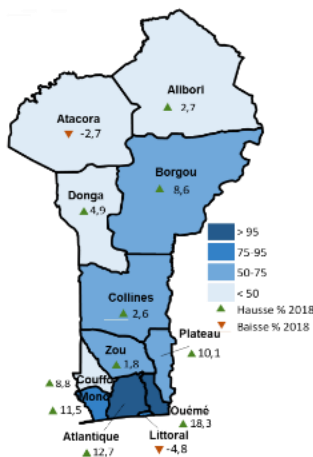


- Deaths due to malaria in children under 5 (per 1,000 cases) in 2021: Littoral (7.4)
- Alibori (2.2) is in second place
- Mono and Zou all posted 0,8
- Increase in deaths in just three (03) departments between 2018 and 2021: Atacora (+0.3), Collines (+0.3) and Donga (+1.8).

- The most critical values for malaria incidence per 1,000 inhabitants: Donga (378), Atacora (354) ;
- Lower than the national average (212) : Couffo (173), Collines (162), Atlantique (149), Littoral (152), Ouémé (110) and Plateau (110) ;
- Worsening incidence in all departments except Ouémé (-2) and Zou (-27)

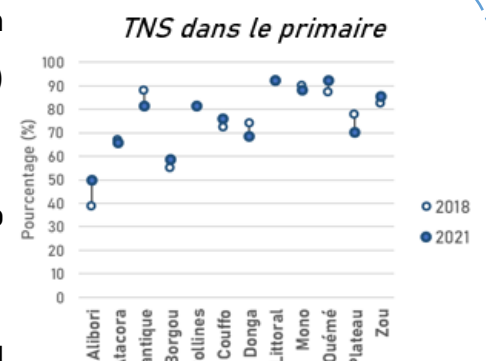


Education

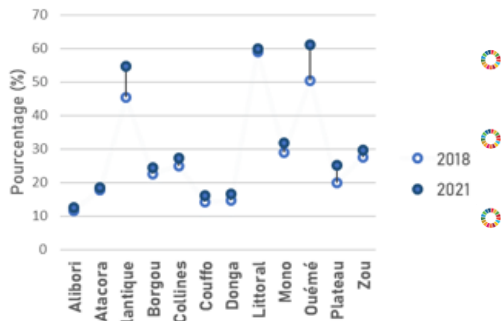


- Primary completion rate higher than the national average (65.4%): Mono (75.4%), Littoral (92.7%), Atlantique (99.9%), Ouémé (111.2%).
- Rates below 50%: Alibori (32.4%), Atacora (40.3%), Couffo (44.5%) and Donga (47.6%).
- General improvement in the rate between 2018 and 2021 excepté pour l'Atacora (-2.7) and Littoral (-4.8).

- Net enrolment ratio (NER) in primary education above 85%: Littoral (92.4%), Ouémé (92.4%), Mono (88.1%) and Zou (85.4%)
- Rate between 75% and 85%: Collines (81.4%), Couffo (75.9%) and Atlantique (81.4%)
- Rate between 50% and 75%: Atacora (65.7%), Borgou (58.8%), Donga (68.5%) and Plateau (70.3%)



TNS dans le secondaire



Lowest NER (49.8%)

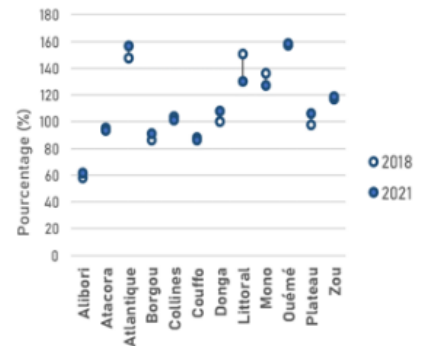
Highest increase observed: Alibori (10.9%)

Highest rates : Ouémé (61.2%), Littoral (60.0%)

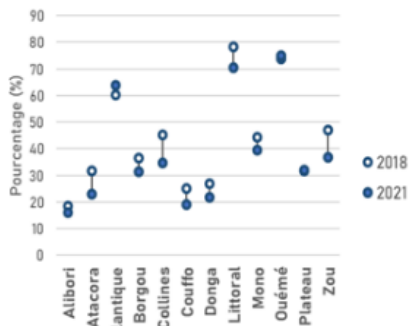
- Gross enrolment rate (GER) in the best scoring primary schools: Ouémé (158.39%), Atlantique (156.75%), Littoral (130.26%)

- Rate increases between 2018 and 2021: Atacora (-1.68), Collines (-2.39), Couffo (-1.78) and Mono (-8.80%).

TBS dans le primaire



TBS dans le secondaire

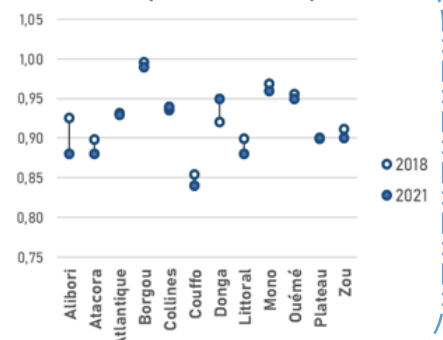


Best GER in secondary schools: Ouémé (75.05%), Littoral (70.62%) et Atlantique (63.88%)

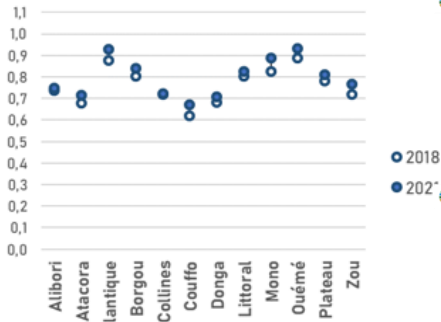
Rate increases between 2018 and 2021: Plateau (+0.21), Ouémé (+1.27), Atlantique (+3.57)

- The primary GER parity index is greater than or equal to 0.84 for all departments.
- Figure unchanged between 2018 and 2021: Atlantique (0.93), Collines (0.94) and Plateau (0.90).
- General decline elsewhere except Donga (+0.03).

Indice de parité du TBS primaire



Indice de parité TBS secondaire



Higher figures for the GER parity index in secondary education: Ouémé (0.934) and Atlantique (0.930).

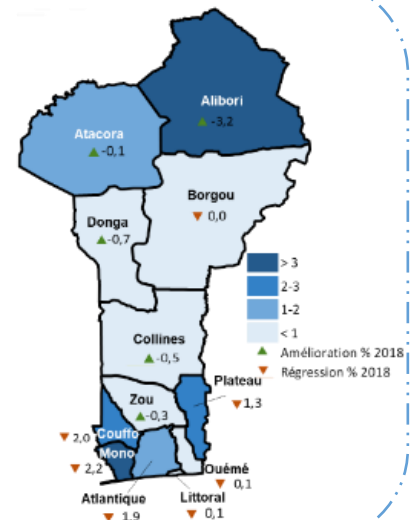
Index improvement between 2018 and 2021: Mono (+ 0.063), Atlantique (+0.053) and Couffo (+0.051)

Cadre de vie

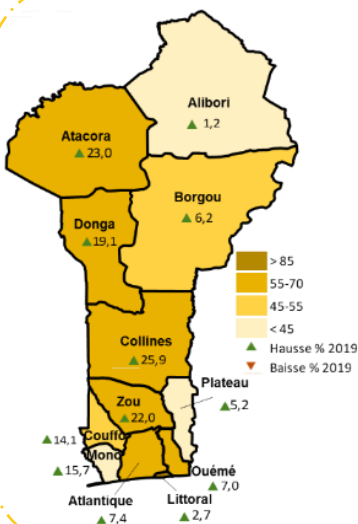
Generally low proportion (average increase of 0.3%) of urban population living in slums, informal settlements or inadequate housing

Critical levels: Alibori (4.4%), Mono (3.5%)

Overall improvement in the level of the indicator compared with 2018: Alibori (-3.2), Atacora (-0.1), Donga (-0.7), Collines (-0.5) and Zou (-0.3)



Energie



Average increase of 13.3% in the percentage of the population with access to electricity between 2019 and 2021

Highest percentages : Collines (25.9), Atacora (+23).

Percentages in 2021: Littoral (89.8%), Donga (65.5%), Collines (65%), Ouémé (62.4%), Atlantique (61%), Zou (60.5%), Atacora (56%)

FOCUS ON A FEW PROJECTS / PROGRAMMES



National Integrated School Feeding Programme (PNASI)

Programme goal



Facilitate access of children to school and keep them in.



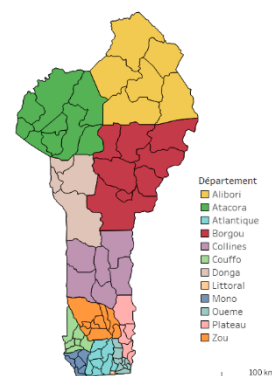
Total allocated amount: € 51.16m



Description of the Programme

The National Integrated School Feeding Programme (NISFP) was set up to strengthen school feeding in Benin by developing a multisectoral approach and by favouring local purchases to improve school performance, food diversity and the nutrition of pupils in schools with canteens. It also helps to ensure hygiene and sanitation in schools.

It is implemented through three (3) components, namely: (i) supplying and running the canteen; (ii) implementing multisectoral activities at school level (health, hygiene, agriculture) and supporting producer groups for local supply of canteens; (iii) establishing steering frameworks for the NISFP and capacity building for institutional and community actors. It is classified under the category of "expanding education services and improving the capacity to take on students".



Results and Impacts



77 communes affected, with 75% coverage of all schools by the end of the 2022-2023 academic year



389,346 new beneficiaries of school canteens in 2022, bringing the total number of beneficiaries to 1,050,000 children

Project to strengthen the drinking water supply system in the cities of Abomey, Bohicon, Agbangnizoun, Djidja, Za-Kpota, and Zogbodomey, Phase 1

Programme goal

6



Increase water supply in the towns of Abomey, Bohicon, Djidja, Agbangnizoun, Za-Kpota, Zogbodomey and surrounding areas to meet the population's water needs by 2030.



Total allocated amount: € 15.6m



Description of the Programme

This project has several components: (i) construction and equipping of eight (08) boreholes for an additional flow of 1,550 m³/h, (ii) rehabilitation of the Cana raw water pumping station; (iii) construction of a 1,650m³/h treatment plant in Bohicon; (iv) reinforcement of the delivery lines at the Bohicon water plant; (v) the rehabilitation of the 1,000m³ reservoir in Bohicon's lower zone and the existing water towers; (vi) construction of five (05) reservoirs and water towers with a total capacity of 3,350m³; (vii) construction of a new reservoir in Bohicon's lower zone with a capacity of 1,000m³; (viii) construction of a new reservoir in Bohicon's lower zone with a capacity of 1,000 m³; (vii) laying of 92 km of pipes, including 19 km of supply network and 73 km of distribution network; and (viii) installing a remote management system..



Results and Impacts



1,029 km of network extension and densification by the end of 2022



26,688 active network subscribers by the end of 2022



2,065 m³/h of production capacity at end 2022



Construction of five (05) reservoirs and water towers with a total capacity of 3,350 m³

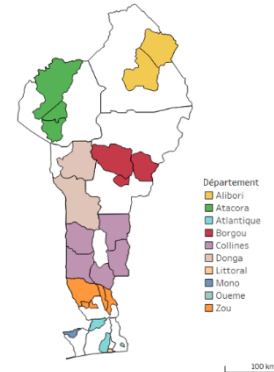


Project to Strengthen the Resilience of the Energy Sector to Climate Change Impacts in Benin (PANA Energy)

Programme goal



Reduce the consequences of climate variability and change for the energy sector in Benin.



Total Allocated amount: € 4.83m



Description of the Programme

Classified under the category of "access to low-carbon, reliable and inexpensive energy", the PANA Energy Project covers thirty (30) communes in the country and includes the following components: (i) Integration of climate change adaptation into energy policies, management, strategies and planning tools; (ii) Development of sustainable land and forest management practices to strengthen the resilience of wood energy production areas; (iii) Energy production and consumption - technology transfer to strengthen the resilience of livelihoods and living conditions of vulnerable communities.



Results and Impacts



Development of clean cooking equipment for domestic and institutional use from agricultural residues for the benefit of 17 communes in order to protect natural and community forests



120 monocrystalline solar panels 300W-24V



50 all in one 100W SRESKY solar streetlights + 8m high mast



Installation of two 800 kVA intelligent electrical distribution transformers for the SBEE substations at Sainte Rita and Cadjèhoun (Cotonou) respectively



Construction project for 500 social housing units

Programme goal



Build 501 social housing units (3- and 4-roomed units) including 200 in Ouidah, 200 in Allada and 101 in Parakou.



Total Allocated amount: € 11.51m



Description of the Programme

The project mainly includes the architectural and technical studies and the control and supervision of the works, as well as the partial development of the sites and the construction of the 500 homes. The target population is primarily defense and security forces personnel. It falls under the category of eligible expenditure relating to "decent housing for the poor".



Results and Impacts



1,528 jobs created during the course of the work at Allada



400 homes built in Allada and Ouidah



1,481 jobs created during the course of the work at Ouidah



101 homes under construction in Parakou



Création de la Cité de l'Innovation et du Savoir (CIIS)

Programme goal

4

ÉDUCATION DE QUALITÉ



Design, plan and develop an intelligent, sustainable eco-city offering a stimulating and attractive environment for trainers, researchers and entrepreneurs.



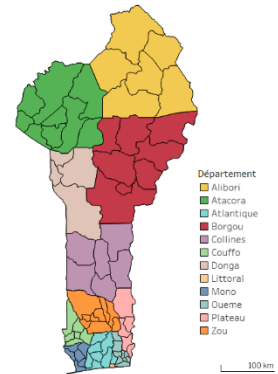
Total Allocated amount: € 15.2m



Description of the Programme

Sèmè City is a symbol of Benin's determination to harness knowledge as a new engine for growth, and to act as a catalyst to ensure that Benin enters the top 100 of the global innovation index by 2030.

Sèmè City will help to achieve the sustainable development goals set out by the United Nations in its Agenda 2030, in particular those related to quality education (4), gender equality (5), employment and economic growth (8), innovation (9) and sustainable cities and communities (11).



Results and Impacts



1,021 beneficiaries of research and innovation programmes linked to the challenges of sustainable and inclusive development



Language courses and continuing education programme in artificial intelligence

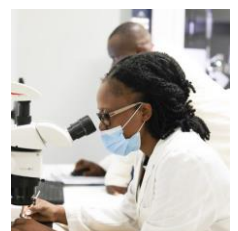



1,000 entrepreneurs benefiting from capacity-building, incubation and acceleration programmes, with projects at various stages of maturity



Workshops and training in prototyping and additive manufacturing (TechIMA)

Introductory innovation workshops for the youngest (TinIMA)



APPENDICES

1 NO POVERTY



2 ZERO HUNGER



3 GOOD HEALTH AND WELL-BEING



4 QUALITY EDUCATION



5 GENDER EQUALITY



6 CLEAN WATER AND SANITATION



7 AFFORDABLE AND CLEAN ENERGY



8 DECENT WORK AND ECONOMIC GROWTH



9 INDUSTRY, INNOVATION AND INFRASTRUCTURE



10 REDUCED INEQUALITIES



11 SUSTAINABLE CITIES AND COMMUNITIES



12 RESPONSIBLE CONSUMPTION AND PRODUCTION



13 CLIMATE ACTION



14 LIFE BELOW WATER



15 LIFE ON LAND



16 PEACE, JUSTICE AND STRONG INSTITUTIONS

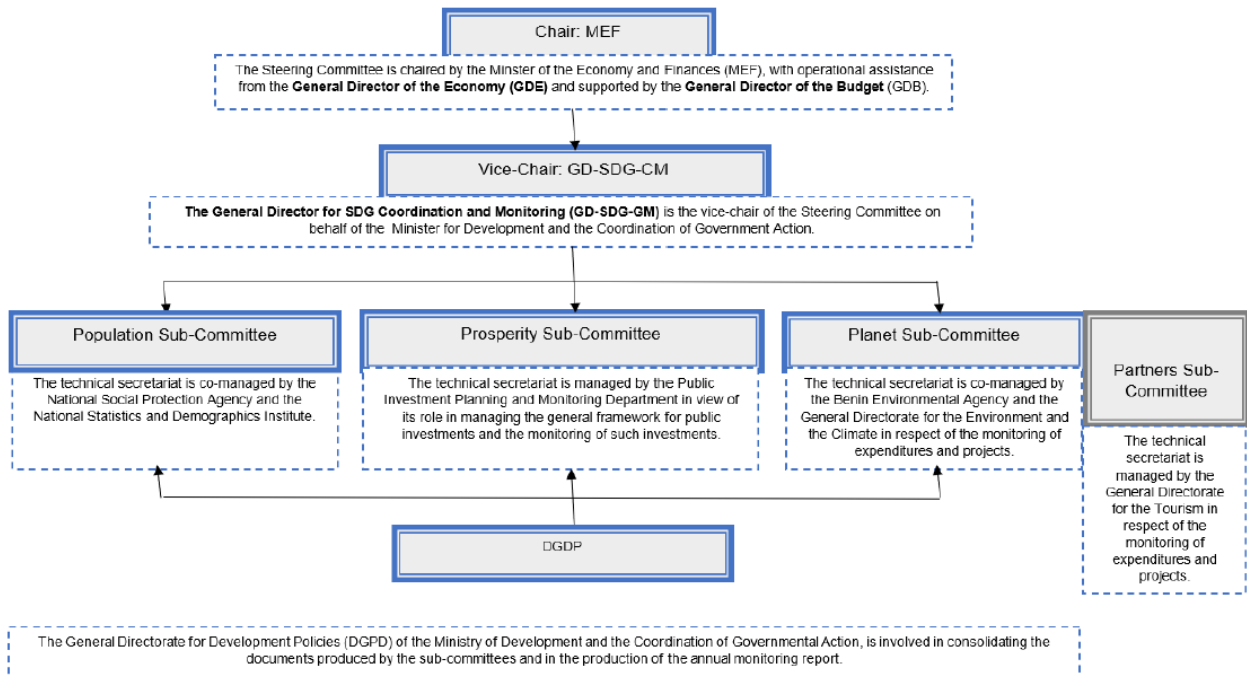


17 PARTNERSHIPS FOR THE GOALS



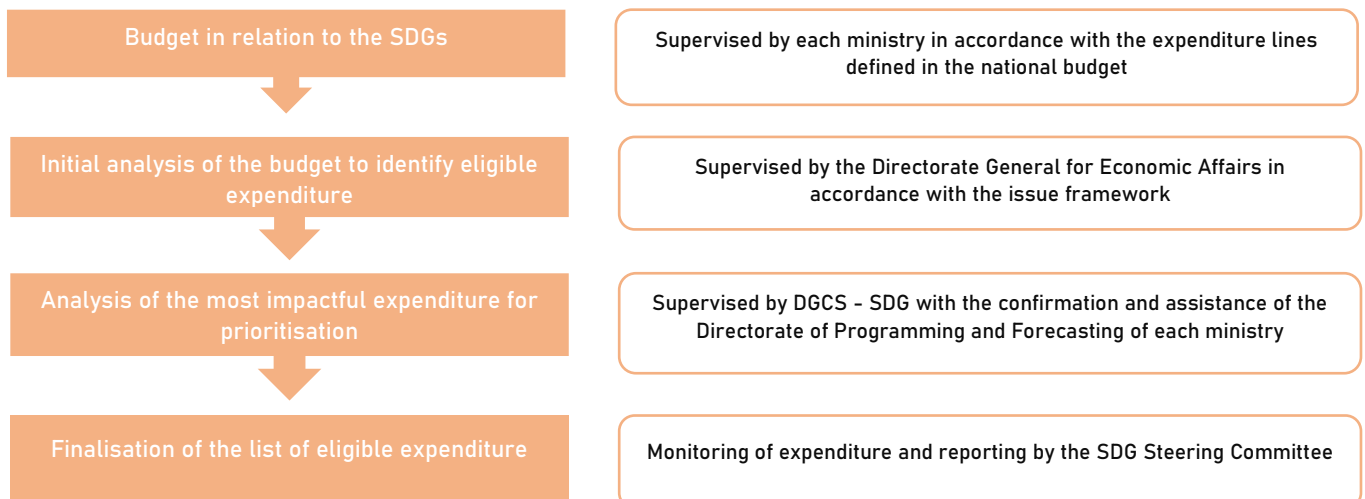
Appendix 1: Institutional framework for monitoring SDG Eurobonds

SDG Steering Committee Structure Chart



Source: SDG Bond Framework, 2021

Appendix 2: Selection process for eligible expenditure



Source : SDG Bond Framework, 2021

Appendix 3: Portfolio allocation adjustments

Pillars	Projects/Programmes	Reimbursement (in €m) [Unchanged]	New funding Initial amounts (in €m)	Adjustment to new financing (in €m)	New adjusted financing (€ million)	Total allocation	Comments
#Pillar 1 Population	Equity project to build 80 new systems in critical areas ²⁴	-	22.9	-22.9	0	0	Project delay necessitating replacement
	Project to rehabilitate village water supplies and strengthen and increase the density of existing networks (PRAEV)	-	0	+22.9	22.9	22.9	Replacing the Equité project
#Pillar 2 Prosperity	Intelligent Administration Project	5.0	1.4	-	1.4	6.4	New projects arising from the restructuring of the sector ²⁵
	Project to roll out broadband and ultra-broadband Internet throughout the country	-	1.3	+3.4	4.7	4.7	
	Digital Confidence and Usage Development Project	1.3	-	+5.7	5.7	7.0	

Appendix 4: Methodology for analysing the interdependencies of the SDGs

The methodology adopted to highlight the interactions between the SDGs is based on the work of Jeff Mohr²⁶. This methodology is broken down into three stages: i) identification of the interrelationships between the SDGs, ii) creation of the network of interrelationships between the SDGs and iii) analysis of the structure of the interrelationships using the centrality measures from the network analysis.

i) Identifying the interrelationships between the SDGs

The author has identified the interrelationships between the SDGs, drawing on the work of David Leblanc²⁷. David Leblanc used the indicators for each of the SDGs to identify links between the main SDGs (1 and 4, 3 and 10, etc.), and then grouped these individual links into a single link between two SDGs (so if two SDGs were linked by 4 indicators, they would instead be linked by a single line with a weight of 4)²⁸.

²⁴Increase access to drinking water services in rural areas through the development of drinking water systems

²⁵ These three projects bring together the eight projects in the initial portfolio: (i) Project to deploy Community Digital Points in Benin's communes and arrondissements, (ii) Programme to encourage the use of digital technology in education and training, (iii) Projects to deploy digital infrastructure to extend broadband coverage in SU areas (60 sites), (iv) Intelligent administration project, (v) Project to generalise the use of e-commerce, (vi) Digital content development projects, (vii) Broadband and very broadband network densification project, (viii) Benin digital security project

²⁶ Jeff Mohr (2016): A toolkit for mapping relationships among the Sustainable Development Goals (SDGs)

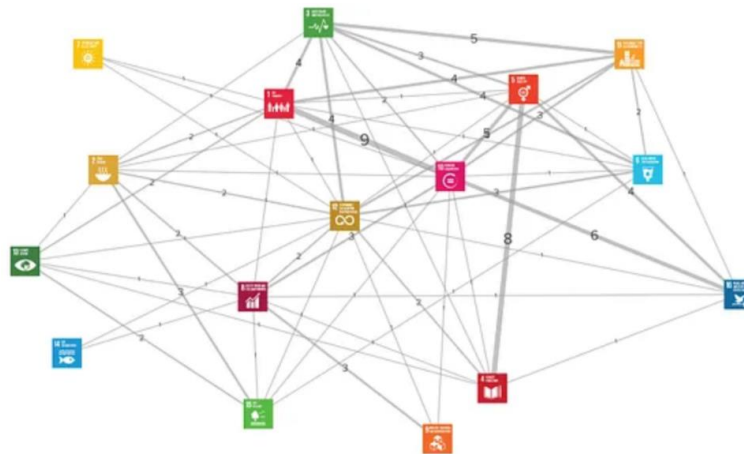
²⁷ David Leblanc (2015): Towards integration at last? The sustainable development goals as a network of targets

²⁸ In this report, the identification of links is based on the work of the DGCS-ODD in 2019

ii) Creation of a network of interrelations between the SDO targets

Mohr used the technique of network analysis to construct a directed network of links between the SDGs by presenting the causal links. To clarify which goals have the most targets in common, he highlighted the weights of the links representing the number of indicators of one SDG addressing another SDG. He also displayed these weights in the form of labels on the links in the SDG network.

Figure 4: Interactions between the SDGs

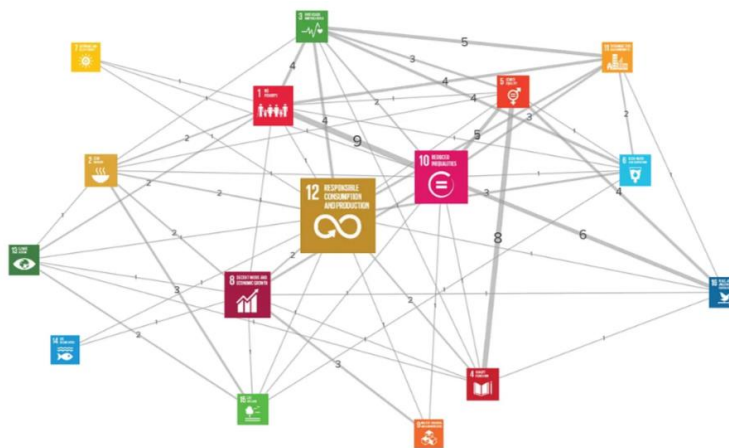


Source: Jeff Mohr, 2016

iii) Analysis of the structure of interrelationships using network analysis centrality measures

Once Mohr had created the network structure, he ran a handful of network metrics to identify the objectives that could have the most influence, including the 'betweenness' metric. The betweenness metric measures the number of times a goal is on the shortest path between two other goals. In networks of people, this is a good indicator of influential individuals.

Figure 5: Interactions between the SDGs after execution of the betweenness metric



Source: Jeff Mohr, 2016