



PRESS RELEASE

(UNOFFICIAL TRANSLATION)

National Policy and Institutional Assessment (CPIA) 2022: "Benin improves its score and takes the lead in West Africa".

The latest Country Policy and Institutional Assessment (CPIA) organized by the World Bank for 39 countries eligible for assistance from the International Development Association (IDA) in Sub-Saharan Africa revealed that Benin's CPIA score improved from 3.6 in 2021 to 3.7 in 2022. This assessment is an annual diagnostic tool that assesses, on a scale of 1 to 6, the quality of policies and the ability of institutions to promote sustainable growth and reduce poverty.

The level achieved in 2022 is mainly the result of progress related to major reforms in restructuring and modernizing the tax administration, tax transparency and tax payment facilities, handling of trade disputes, active policies to attract foreign investment, and social and gender inclusion policies to fight discrimination.

Benin's performance has been growing steadily over the last five years, enabling it to become the leader in the West African subregion and to be surpassed in Africa by only three countries: Rwanda (4.1), Cape Verde (3.8) and Kenya (3.8).

In addition to maintaining the best performance in Africa in the "Economic Management" component (4.2), progress was also made in the "Structural Policies" component, "Policies to Combat Social Exclusion and Promote Equity" and "Public Sector Management and Institutions". Indeed, Benin's improvements were observed in: (i) the "Structural Policies" component which rose from 3.5 to 3.7; (ii) the "Policies to Combat Social Exclusion and Promote Equity" component which rose from 3.5 to 3.6; and (iii) the "Management and Public Sector Institutions" component which rose from 3.4 to 3.5.

Cotonou, November 6, 2022

The Ministry of Economy and Finance.



Quick Facts

CPIA Score
3.7

Above IDA Avg.

Change from previous year
▲ 0.1
Increase

Highest performing cluster
4.2
(Economic Management)

Lowest performing cluster
3.5
(Public Sector Management and Institutions)

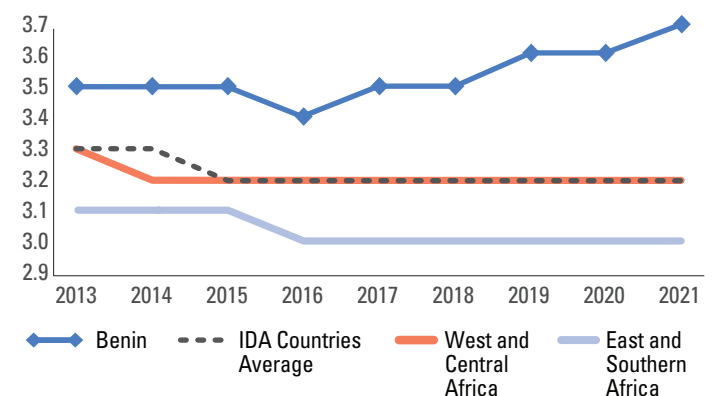
Population (millions)	12.5
GDP (current US\$, billions)	17.8
GDP per capita (current US\$)	1,428.4
Poverty below US\$1.90 a day (% of population)	49.6
Human Capital Index (2020)	0.40

Country Policy and Institutional Assessment 2021

Indicator	Benin	West and Central Africa	East and Southern Africa	IDA Borrowers Average
Economic Management	4.2	3.4	2.9	3.2
Monetary and Exchange Rate Policy	4.0	3.7	3.1	3.4
Fiscal Policy	4.0	3.3	2.8	3.1
Debt Policy and Management	4.5	3.3	2.8	3.1
Structural Policies	3.7	3.2	3.1	3.2
Trade	4.5	3.9	3.5	3.7
Financial Sector	2.5	2.7	2.7	2.8
Business Regulatory Environment	4.0	3.1	3.0	3.0
Policies for Social Inclusion and Equity	3.6	3.3	3.2	3.3
Gender Equality	3.5	3.2	3.2	3.3
Equity of Public Resource Use	3.5	3.5	3.3	3.4
Building Human Resources	4.5	3.6	3.5	3.6
Social Protection and Labor	3.0	3.1	2.9	3.0
Policies and Institutions for Environmental Sustainability	3.5	3.3	3.1	3.2
Public Sector Management and Institutions	3.5	3.1	2.7	3.0
Property Rights and Rule-Based Governance	3.5	3.0	2.6	2.9
Quality of Budgetary and Financial Management	3.5	3.2	2.7	3.0
Efficiency of Revenue Mobilization	4.0	3.4	3.2	3.3
Quality of Public Administration	3.0	2.9	2.7	2.8
Transparency, Accountability, and Corruption in the Public Sector	3.5	2.9	2.5	2.9
Overall CPIA Score	3.7	3.2	3.0	3.2

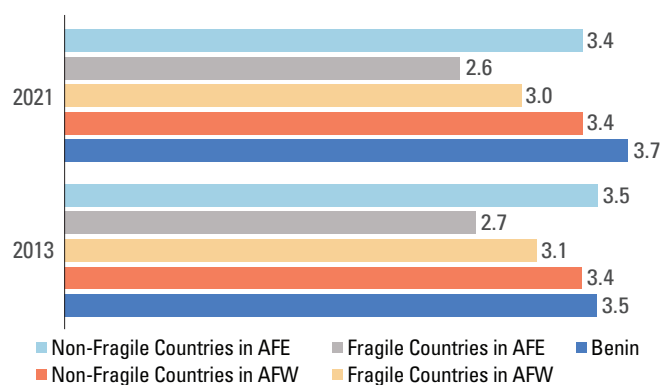
Trend

OVERALL CPIA SCORES



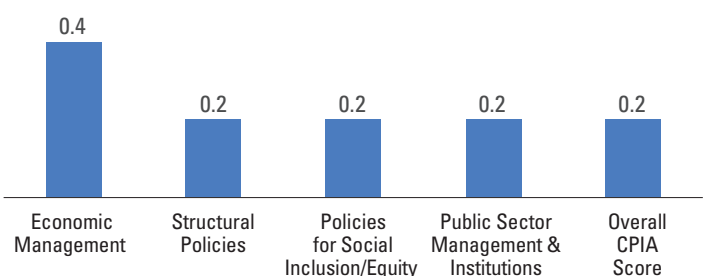
Comparison

COMPARING OVERALL CPIA SCORES



Progress

CHANGE IN CPIA SCORES FROM 2013 TO 2021



Definitions:

- CPIA: Country Policy and Institutional Assessment
- IDA: International Development Association, the arm of the World Bank Group that provides credits to the poorest countries
- SSA: Sub-Saharan Africa
- Poverty is based on PovcalNet poverty data as of June 2022
- The cutoff date for the World Development Indicators database is July 2022
- The Human Capital Index 2020 is from the Human Capital Project, World Bank, 2020

Average scores for comparisons refer to country groupings as follows:

- **IDA Borrowing Countries:** 72 countries eligible for IDA credits and with CPIA scores in 2021
- **SSA IDA Countries:** 39 SSA IDA countries that had CPIA scores in 2021
- **Fragile Countries in SSA:** 19 countries with CPIA scores included in the World Bank's Fragile and Conflict-affected Situations List for fiscal year 2022
- **Non-Fragile Countries in SSA:** 20 IDA-eligible countries (excluding fragile and conflict affected countries)
- **Fragile Countries in West and Central Africa (AFW):** 9 countries with CPIA scores included in the World Bank's Fragile and Conflict-affected Situations List for fiscal year 2022
- **Fragile countries in East and Southern Africa (AFE):** 10 countries included in the World Bank's Fragile and Conflict-affected Situations List for fiscal year 2022